


GENERAL SYMBOLS LEGEND

	BUILDING SECTION
	INTERIOR ELEVATION
	ADA TURN RADIUS
	NORTH ARROW
	PLAN ENLARGEMENT CALLOUT
	ROOM TAG
	MILLWORK DETAIL CALLOUT

Sheet List

Sheet Name	Sheet Number	Sheet Issue Date	Drawn By
Furniture Plan - Clinic Lobby & Activity Rooms	A300	02/18/21	TOF
Furniture Plan - Cafe & Co-Op	A301	02/18/21	TOF
Finish Plan - Cafe & Co-Op	A112	02/18/21	TOF
Finish Plan - Clinic Lobby & Activity Rooms	A111	02/18/21	TOF
Finish Plan - Lobby & W/C	A110	02/18/21	TOF
Floor Plan - Level 1	A100	02/23/21	TOF
Millwork - Co-Op Planter Shelving Display	I302	02/26/21	TOF
Millwork - Cafe Trellis Booth Seat	I301	02/26/21	TOF
Millwork - Reception Desk	I300	02/27/21	TOF
Elevations - Cafe Counter & Co-Op Counter	I201	02/27/21	TOF
Elevations - Lobby & Medical Lobby Reception Desk	I200	02/27/21	TOF
Wayfinding Elements	I400	02/28/21	TOF
Floor Plan - Level 2	A101	02/28/21	TOF
Floor Plan - Tiers 1-4	A102	02/28/21	TOF
Life Safety Plan	-T-002	03/01/21	TOF
Reflected Ceiling Plan - Lobby & W/C	A200	03/01/21	TOF
Cover Sheet	-T-001	03/01/21	TOF
Reflected Ceiling Plan - Clinic Lobby & Activity Rooms	A201	03/02/21	Author
Reflected Ceiling Plan - Cafe & Co-Op	A202	03/02/21	Author



The Growing Center

Horticultural Therapy Community Center

3101 WARF ST. RICHMOND, VA 23223
 Richmond Behavioral Health Authority
 CMC00103





TIERNEY ORCUTT
DESIGNS

The Growing Center

3101 Wharf Street
Richmond, VA 23223

Revision Schedule

Revision Number	Revision Date	Revision Description

Checked by:

Rachael McGraw
Jessica Lewandowski
Manak Jain
Heather Maher
Heather Melvin
Thea Scott-Fundling

Drawn By:

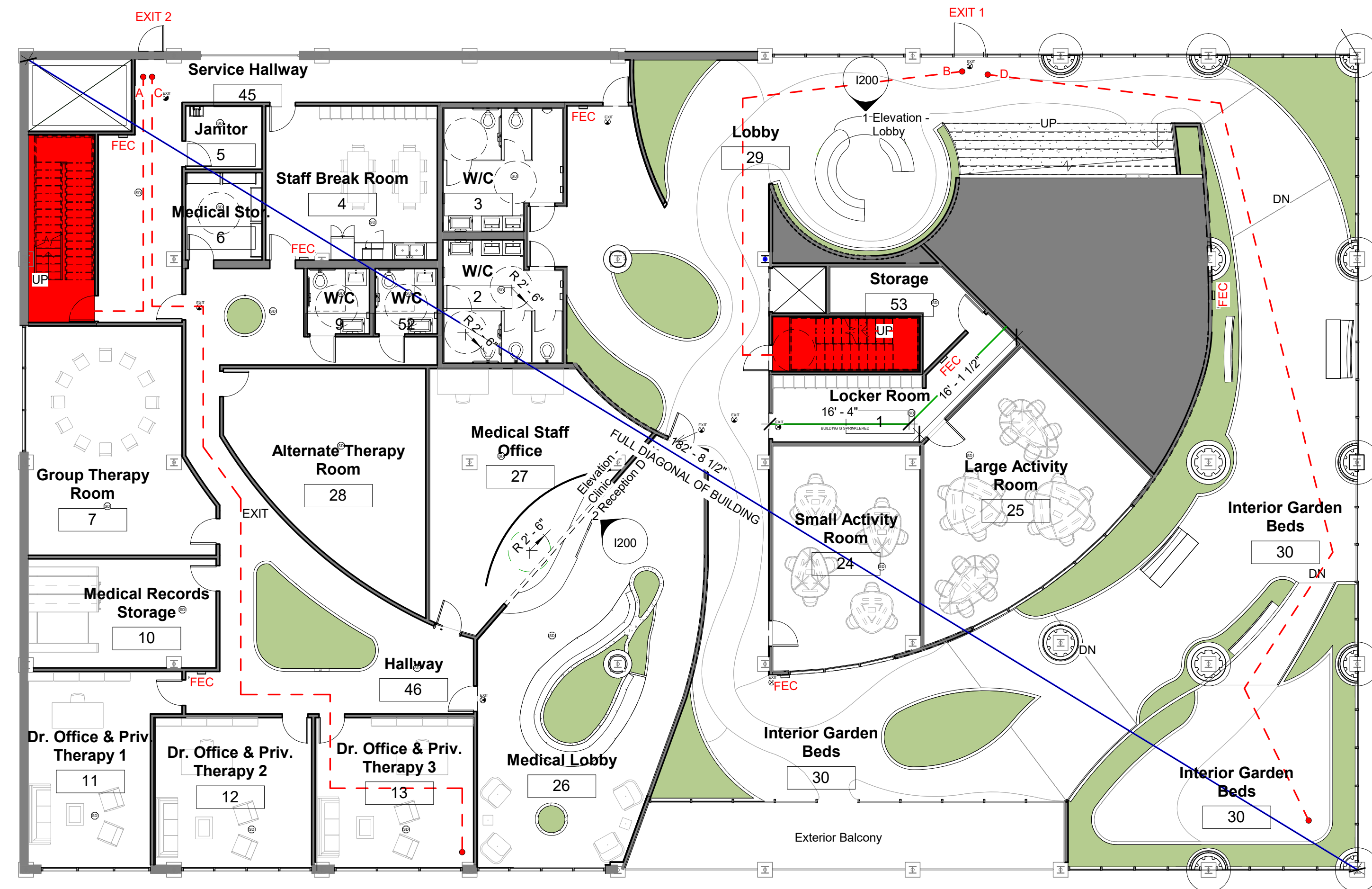
Tierney O. Femovich

Life Safety Plan

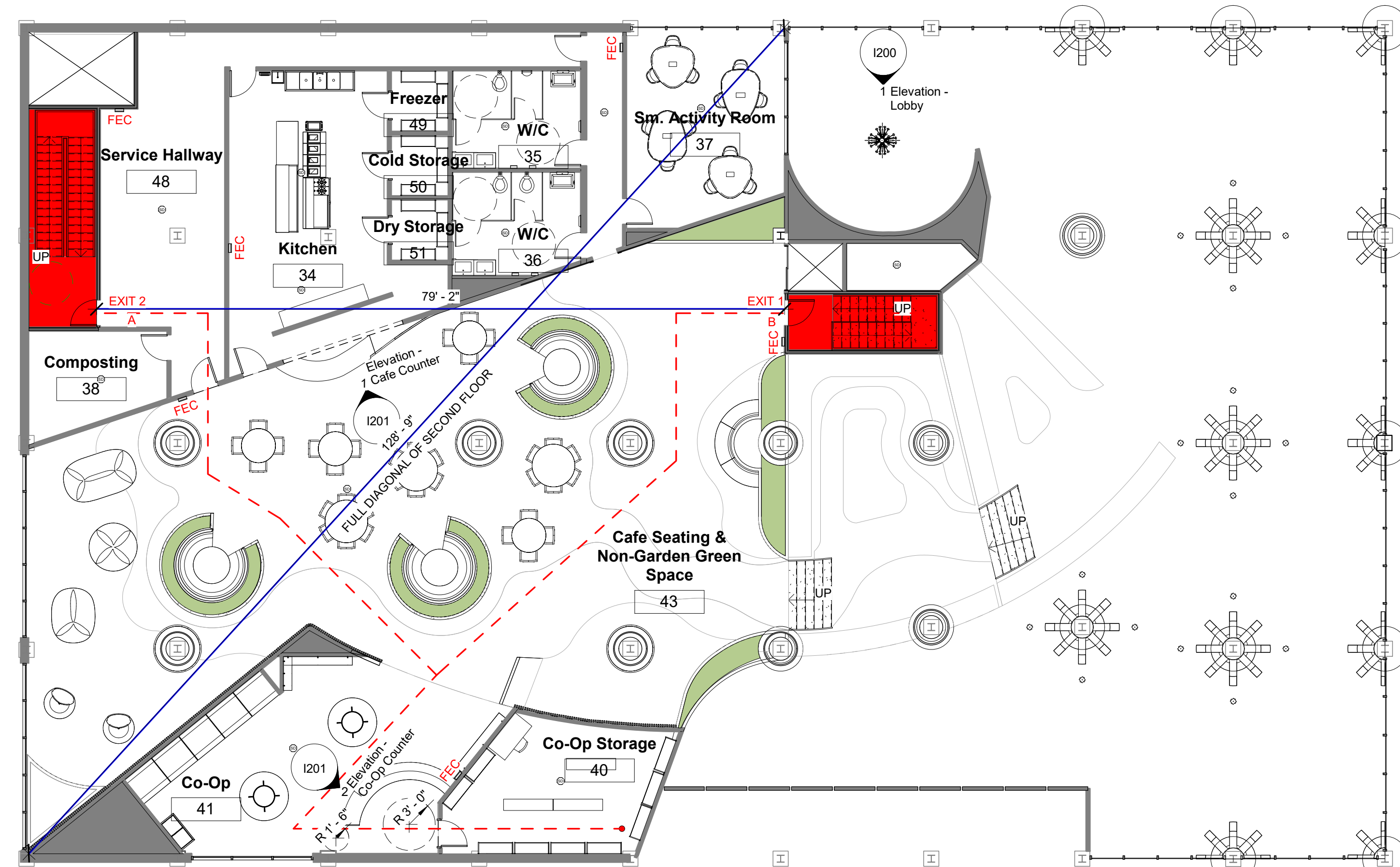
-T-002

03/01/21

03/01/21



1 LEVEL 01 - LIFE SAFETY PLAN
3/32" = 1'-0"



2 LEVEL 02 - LIFE SAFETY PLAN
3/32" = 1'-0"

SYMBOLS LEGEND

- AREAS OF EGRESS
- - - A • TRAVEL PATH A (194 ft.)
- - - B • TRAVEL PATH B (228 ft.)
- - - C • TRAVEL PATH C (125 ft.)
- - - D • TRAVEL PATH D (117 ft.)
- DEAD END CORRIDORS
- FEC FIRE EXTINGUISHER CABINET
- SD SMOKE DETECTOR

CODE INFORMATION

MUNICIPALITY:

THE CITY OF RICHMOND, VIRGINIA

PROJECT SQUARE FOOTAGE:

LEVEL 1

ASSEMBLY — 9,758 SQ. FT. OCCUPANCY 651

BUSINESS — 6,046 SQ. FT. OCCUPANCY 60

LEVEL 2

BUSINESS — 505 SQ. FT. OCCUPANCY 3

ASSEMBLY — 5,168 SQ. FT. OCCUPANCY 343

MERCANTILE — 1,052 SQ. FT. OCCUPANCY 18

TOTAL PROJECT SCOPE

29,389 SQ. FT. OCCUPANCY: 1,099

APPLICABLE BUILDING CODES:

INTERNATIONAL BUILDING CODE, VIRGINIA EDITION, 2012
ACCESSIBLE AND USEABLE BUILDINGS AND FACILITIES, 2009
INTERNATIONAL FIRE PREVENTION CODE, VIRGINIA EDITION, 2012
INTERNATIONAL MECHANICAL CODE, VIRGINIA EDITION, 2012
INTERNATIONAL PLUMBING CODE, VIRGINIA EDITION, 2012
FLOOD RESISTANT DESIGN AND CONSTRUCTION, 2005
FIRE SPRINKLER CODE, 2010



TIERNEY ORCUTT
DESIGNS

The Growing Center

3101 Wharf Street
Richmond, VA 23223

Revision Schedule

Revision Number	Revision Date	Revision Description

Checked by:

Rachael McGraw
Jessica Lewandowski
Manak Jain
Heather Maher
Heather Melvin
Thea Scott-Funding

Drawn By:

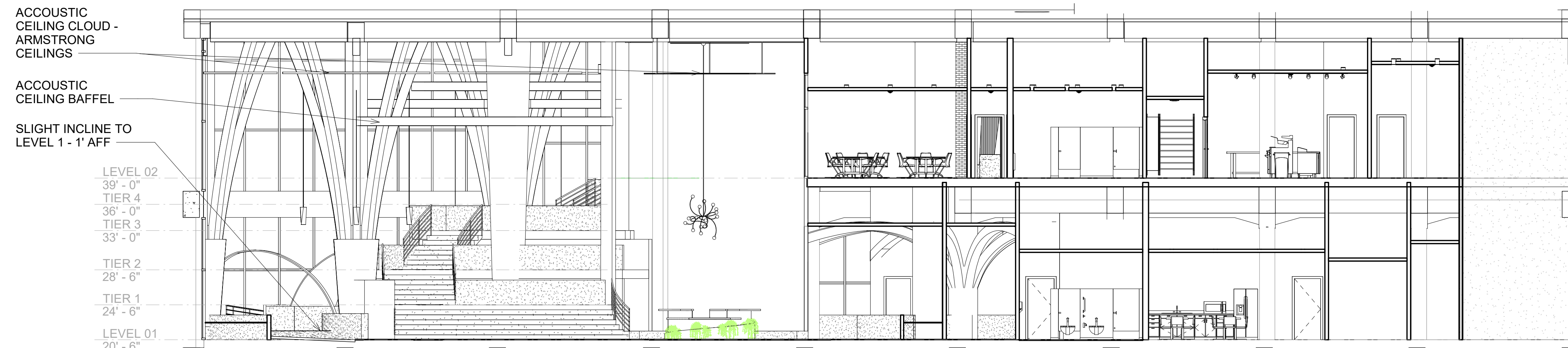
Tierney O. Femovich

Floor Plan - Level 1

A100

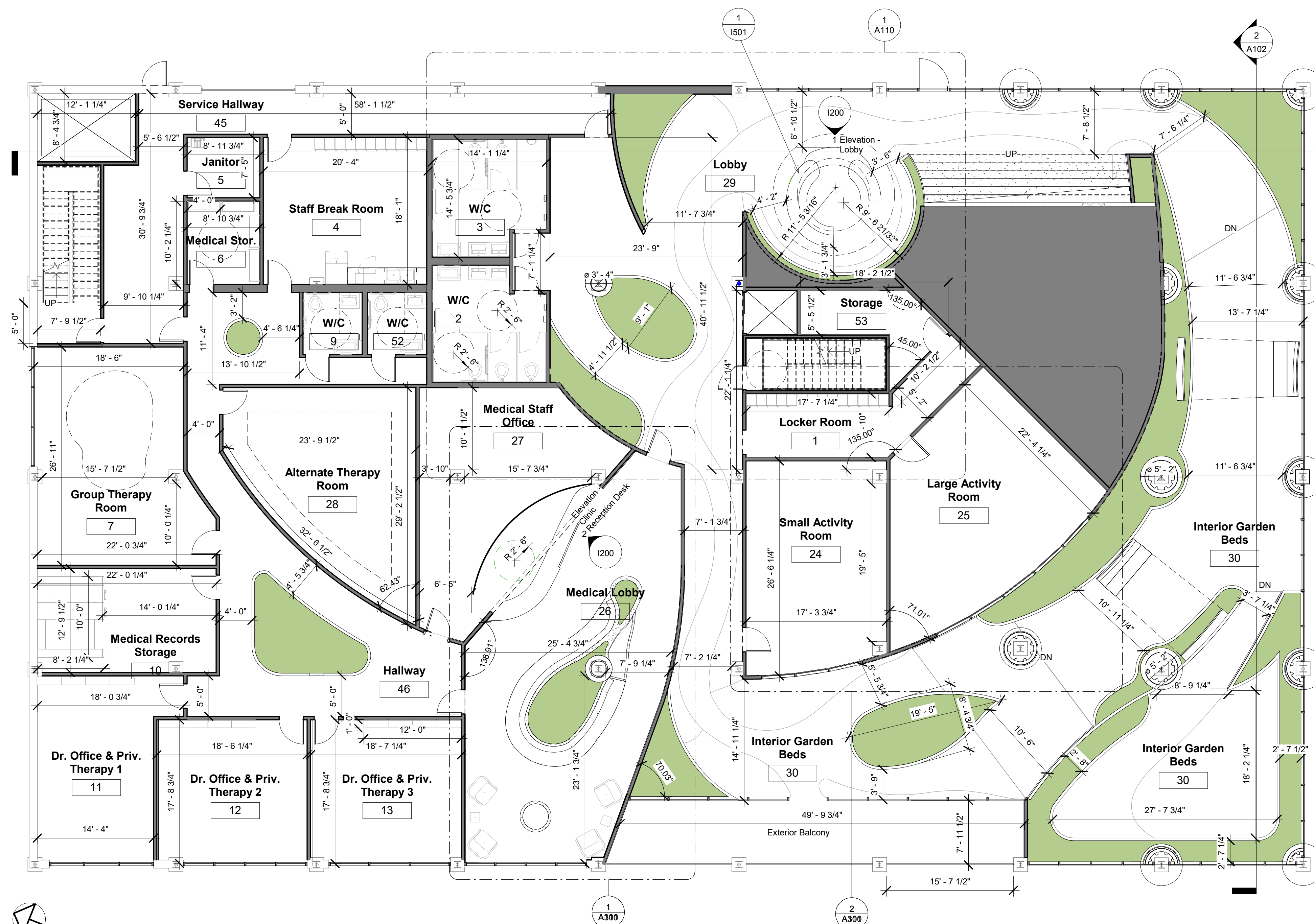
02/23/21

02/23/21



Section 7 - Whole Building Section Showing

② Tiers
1/8" = 1'-0"



① LEVEL 01 - FLOOR PLAN
1/8" = 1'-0"

ACCOUSTIC
CEILING CLOUD -
ARMSTRONG
CEILING

ACCOUSTIC
CEILING BAFFEL

SLIGHT INCLINE TO
LEVEL 1 - 1' AFF

LEVEL 02
39' - 0"

TIER 4
36' - 0"

TIER 3
33' - 0"

TIER 2
28' - 6"

TIER 1
24' - 6"

LEVEL 01
20' - 6"



TIERNEY ORCUTT
DESIGNS

The Growing Center

3101 Wharf Street
Richmond, VA 23223

Revision Schedule

Revision Number	Revision Date	Revision Description

Checked by:

Rachael McGraw
Jessica Lewandowski
Manak Jain
Heather Maher
Heather Melvin
Thea Scott-Funding

Drawn By:

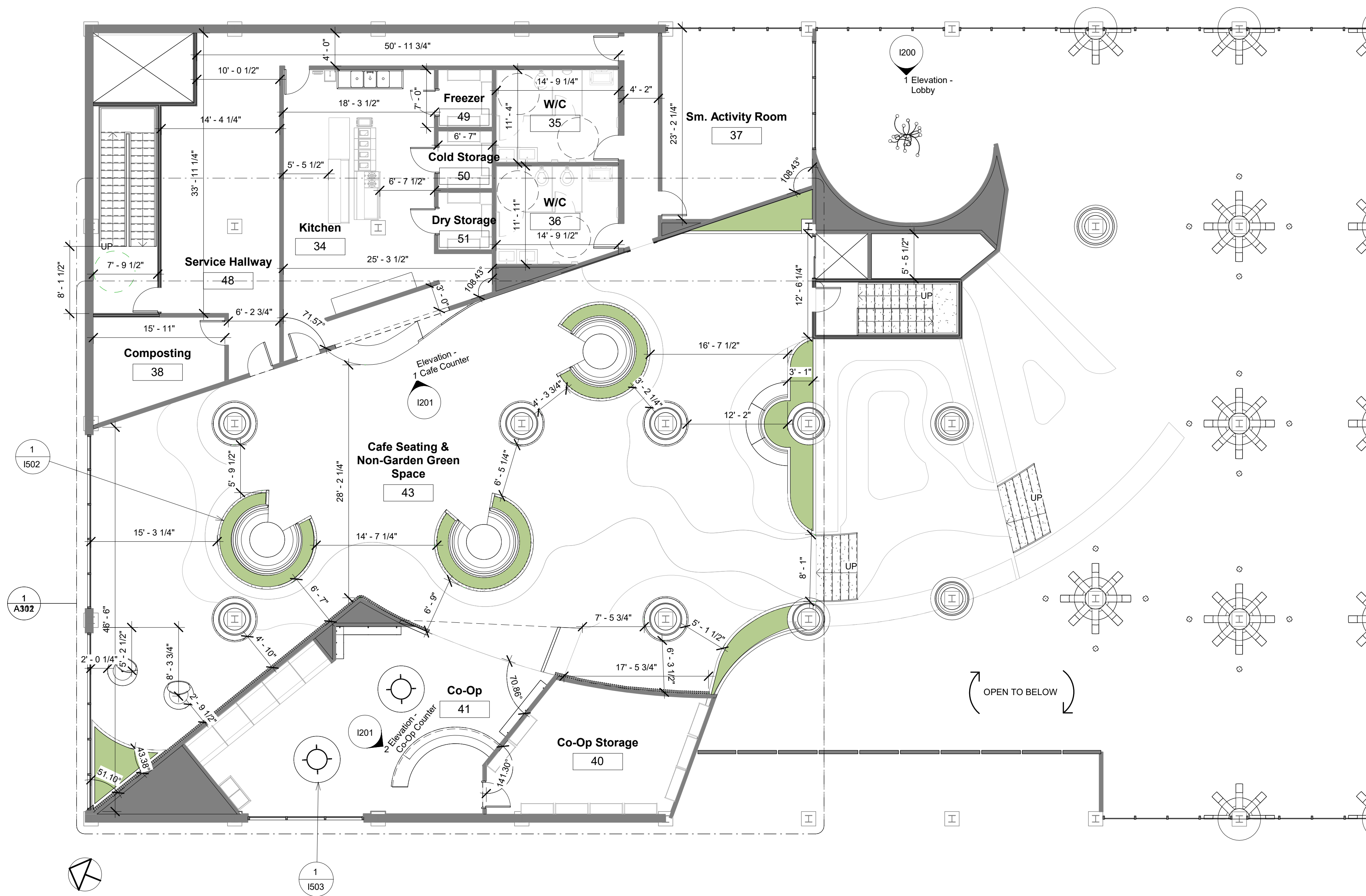
Tierney O. Femovich

Floor Plan - Level 2

A101

02/28/21

02/28/21



1 LEVEL 02 - FLOOR PLAN
1/8" = 1'-0"



TIERNEY ORCUTT
DESIGNS

The Growing Center

3101 Wharf Street
Richmond, VA 23223

Revision Schedule

Revision Number	Revision Date	Revision Description

Checked by:

Rachael McGraw
Jessica Lewandowski
Manak Jain
Heather Maher
Heather Melvin
Thea Scott-Fundling

Drawn By:

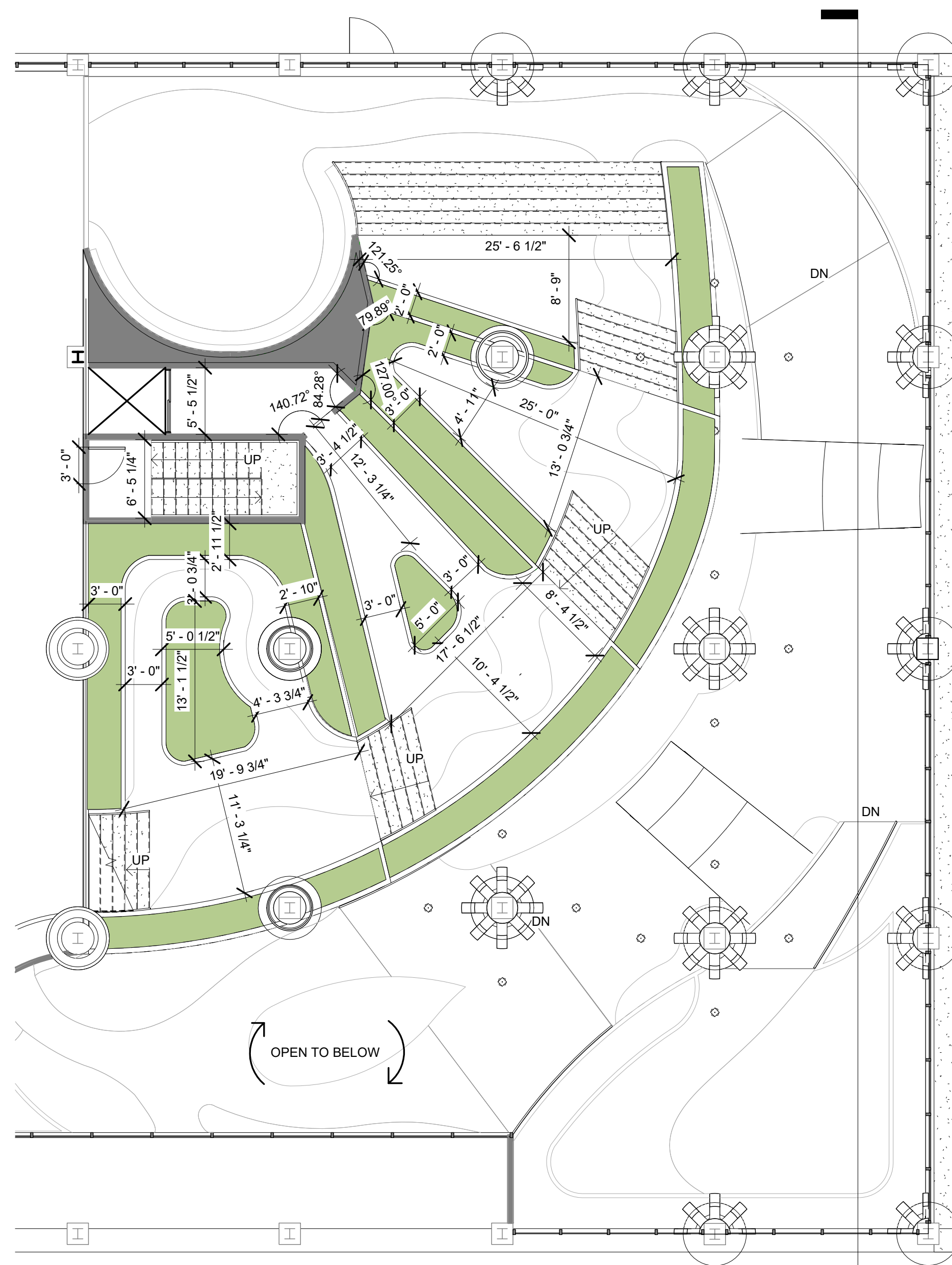
Tierney O. Femovich

Floor Plan - Tiers 1-4

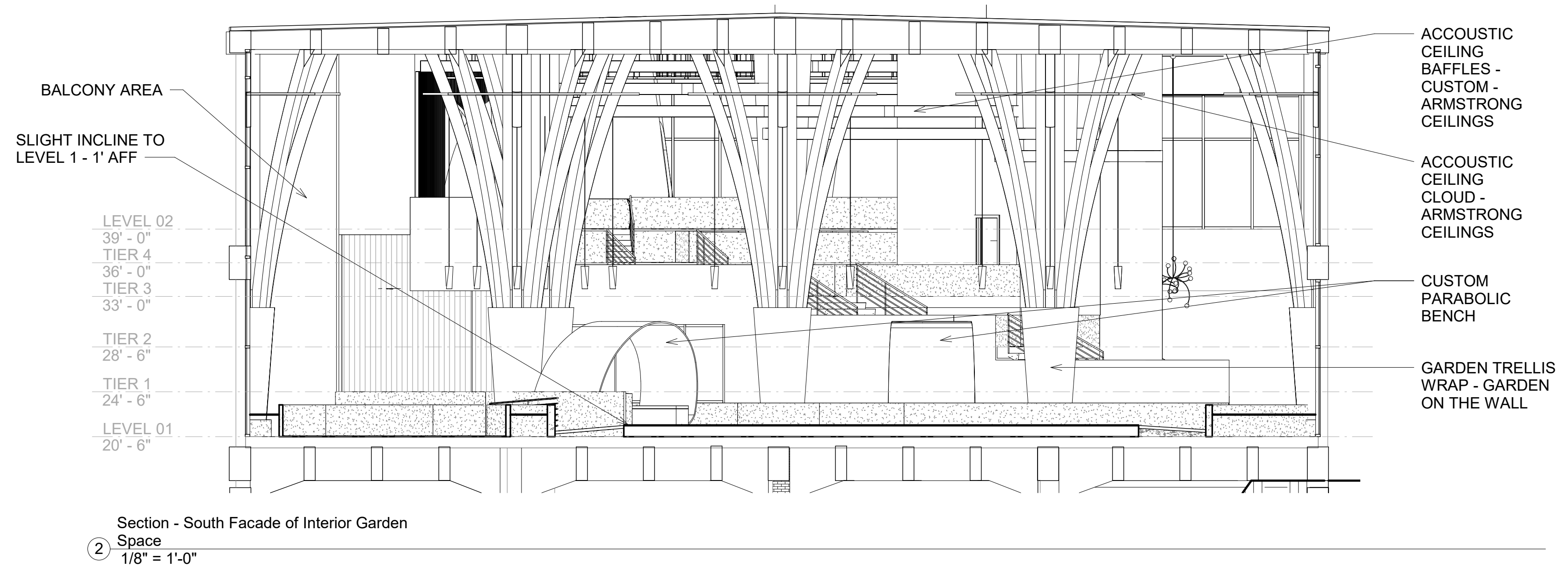
A102

02/28/21

02/28/21



1 Tiers 1-4 - Floor Plan
1/8" = 1'-0"



2 Section - South Facade of Interior Garden
Space
1/8" = 1'-0"



TIERNEY ORCUTT
DESIGNS

The Growing Center

3101 Wharf Street
Richmond, VA 23223

Revision Schedule

Revision Number	Revision Date	Revision Description

Checked by:

Rachael McGraw
Jessica Lewandowski
Manak Jain
Heather Maher
Heather Melvin
Thea Scott-Fundling

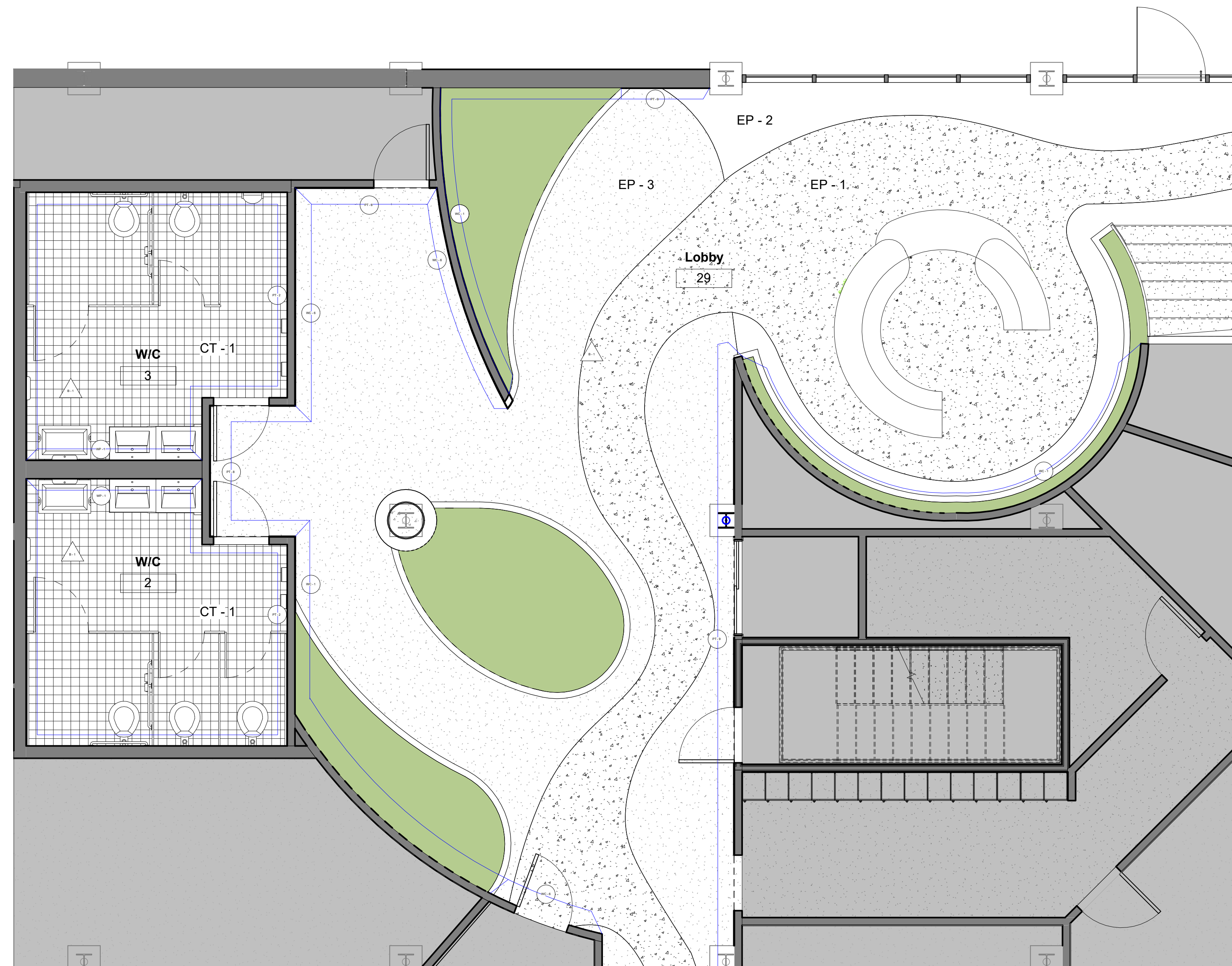
Drawn By:

Tierney O. Femovich
Finish Plan - Lobby & W/C

A110

02/18/21

02/18/21



① LEVEL 01 - FINISH PLAN- LOBBY & W/C
1/4" = 1'-0"

CODE / SYMBOL	MANUFACTURER	SELECTED PRODUCT NAME	COLOR	PRODUCT LOCATION	FINISH	PLACEMENT	DESIGN CHOICE JUSTIFICATION
ACT-1	ARMSTRONG	WOODCORE LAMINAR VENEERED PLAINS	NATURAL WASHINGTON BIRCH	ACTIVITY ROOMS	SEMI-GLOSS		LOOKS DAMPENING AND RELAXATION WITH DECORATIVE BENEFITS
AWP-1	DECORATH	JANUS	NATURAL	MEDICAL LOBBY	N/A	COVER WALL	ALLOWING FOR SOUND DAMPENING IN OFFICE BUT SO ALLOWING LIGHT TO PASS THROUGH
AWP-2	GEOMETRIK	GEORWAL GELLE	WALNUT	CAFE	N/A	WALL PANELING	SOUND DAMPENING AND VISUAL INTEREST
OPT-1	MONMANN GROUP	WILLET CARPET	SOFT WOOD	ACTIVITY ROOMS	TUFTED	FLOOR - CARPET	DURABILITY
OPT-2	FLOOR	MADE TO ORDER CARPET TILE	BANK	MEDICAL LOBBY	N/A	FLOOR - CARPET	EASILY REPLACEABLE
OPT-3	TURF PADS SOLUTION	IMPERIAL VET - FAUK GRASS	FOREST GREEN WITH TAN SWITCH	CAVE	N/A	FLOOR - CARPET	PROCES DAMPENING EDGES AND COSTS
EP-1	DUR-R-FLEX	ARCA-FLEX EPOXY	NICHEL	LOBBY	MATTE	FLOOR - EPOXY	NON-SLIP, DURABLE, AND APPEARS VISUAL
EP-2	DUR-R-FLEX	ARCA-FLEX EPOXY	GLANWER	LOBBY	MATTE	FLOOR - EPOXY	NON-SLIP, DURABLE, AND APPEARS VISUAL
EP-3	DUR-R-FLEX	ARCA-FLEX EPOXY	AUTUMN	LOBBY	MATTE	FLOOR - EPOXY	NON-SLIP, DURABLE, AND APPEARS VISUAL
LAMB-1	FORNICA	DOOR WHITE HIGH PRESSURE LAMINATE	DOOR WHITE	CO-OP	N/A	CO-OP COUNTER FRONT	DURABILITY
PT-1	SHERWIN WILLIAMS	SUPERMANT EXTERIOR LATEX	ARCADE WHITE SW 7100	ALL ROOMS	SATIN	CEILING - PAINT	COMPLIES WITH LEED STANDARDS
PT-7	SHERWIN WILLIAMS	SUPERMANT EXTERIOR LATEX	MINT FILLED SW 6800	CAVE	SATIN	WALL - PAINT	
PT-8	SHERWIN WILLIAMS	SUPERMANT EXTERIOR LATEX	WARM COCOA SW 7032	LOBBY	SATIN	WALL - PAINT	TRF-2
PT-9	SHERWIN WILLIAMS	SUPERMANT EXTERIOR LATEX	PURE WHITE SW 7000	LOBBY	SATIN	WALL - PAINT	
PT-2	SHERWIN WILLIAMS	SUPERMANT EXTERIOR LATEX	ROCKY FISH SW 643	W/C	SATIN	WALL - PAINT	
PT-3	SHERWIN WILLIAMS	SUPERMANT EXTERIOR LATEX	DUSKY BRIDGE SW 6079	LOBBY	SATIN	CEILING - PAINT	
PT-4	SHERWIN WILLIAMS	SUPERMANT EXTERIOR LATEX	PROCOFLORAN	MEDICAL LOBBY	SATIN	WALL - PAINT	
PT-5	SHERWIN WILLIAMS	SUPERMANT EXTERIOR LATEX	ISS WHITE SW 7000	CO-OP	SATIN	WALL - PAINT	
PT-6	SHERWIN WILLIAMS	SUPERMANT EXTERIOR LATEX	MOSS ROSE SW 6211	CO-OP	SATIN	WALL - PAINT	
RSN-1	3FORM	VARIA RESIN - NATALI	TANG	MEDICAL LOBBY	N/A	OVERHEAD WALL	ALLOWS LIGHT TO PASS THROUGH BUT PROVIDES VISUAL INTEREST
RSN-2	3FORM	VARIA RESIN - RISE	BOLT	CO-OP	N/A	OVERHEAD WALL	ALLOWS LIGHT TO PASS THROUGH BUT PROVIDES VISUAL INTEREST
RSN-3	3FORM	VARIA RESIN - CLURENT	REFLECTION	CAFE	N/A	OVERHEAD WALL	ALLOWS LIGHT TO PASS THROUGH BUT PROVIDES VISUAL INTEREST
T-1	ONFLEX	EMERSON WOOD KOLEROODY PORCELAIN	BUTTER Pecan 6701	W/C	MATTE	FLOOR - TILE	EASY TO CLEAN BUT WARM IN APPEARANCE
TKT-1	LUNA	TANGU LUMULSIBRY	BROOKEN OCE 27 20201212	MEDICAL LOBBY	N/A	SOFT CUSHION UPHOLSTERY	BATTERAL RIDES STRONG AND IT HAS HIGH DURABILITY STRONG
TKT-2	FL SOUP TOTEFILES	OTMAY - COMMANDER	AMANKWTH	CAFE	N/A	UPHOLSTERY	WATER AND SPILL PROOF AND HIGH WASH
VLL-1	ARMSTRONG FLOORING	MAPLE LAKE WOOD LOCK VINYL	AGAVE 37023	CO-OP	N/A	FLOOR	WOOD BURNS UP THE SPACE AND FEELS LIKE COMFORTABLE
W-1	DANAPA LIGHT ARCHITECTURE	DANAPHERM	N/A	MEDICAL LOBBY	N/A	WALL	ALLOWS NATURAL LIGHT INTO THE RECLOSED SPACE
WC-4	SABERSON DESIGN	METALLIC GOLD COFF WALLPAPER	NATURAL GOLD	LOBBY	MATTE	WALL COVERING	NATURAL APPEARANCE AND SOUND DAMPENING QUALITIES
WC-1	GARDEN ON THE WALL	CUSTOM ARDS WALL	N/A	LOBBY	N/A	WALLS - ARDS	SOUND DAMPENING AND VISUALLY COMPELLING
WC-2	WOLF-GORDON	GRANDY VINYL WALLCOVERING	MANGOLIA	MEDICAL LOBBY	N/A	WALL COVERING	QUIETLY CALMING PATTERNS
WC-3	WOLF-GORDON	SOAL SONG WALLCOVERING	DARK PULSE	MEDICAL LOBBY	N/A	WALL COVERING	NATURAL MATERIAL AND DARK COLOR REDUCE GLOBE
WC-4	ENDURE WALLCOVERING	ESSENTIALS 1 FINE 1 WALLCOVERING	SAND	CO-OP	N/A	WALL COVERING	PATTERNS EDGES GROWTH PATTERNS
WC-5	INDIA TEXTILES	DMIT	PALM	CAFE	N/A	WALL COVERING	SOOTHING COLORS
WP-1	ATI DECORATIVE LAMINATES	WILDMAN WOODS LAMINATE STRUCTURE	WINTER WHITE	W/C	GLOSS	WALL PANELING	FOLLOW THE CONCEPT AND ADD VISUAL INTEREST TO THE BATHROOM

02/18/21



TIERNEY ORCUTT
DESIGNS

The Growing Center

3101 Wharf Street
Richmond, VA 23223

Revision Schedule

Revision Number	Revision Date	Revision Description
-----------------	---------------	----------------------

Checked by:

Rachael McGraw
Jessica Lewandowski
Manak Jain
Heather Maher
Heather Melvin
Thea Scott-Fundling

Drawn By:

Tierney O. Femovich

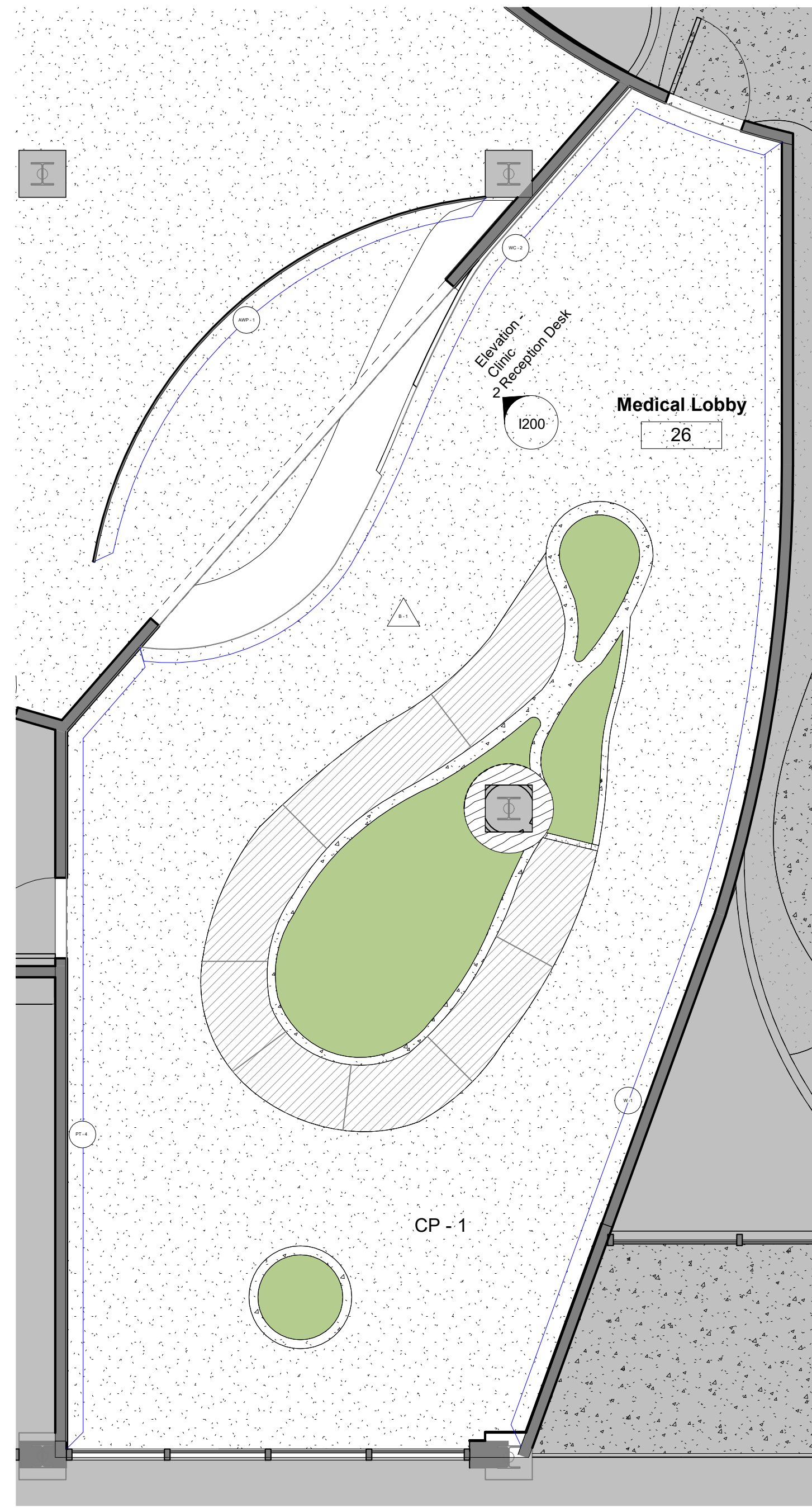
Finish Plan - Clinic Lobby &
Activity Rooms

A111

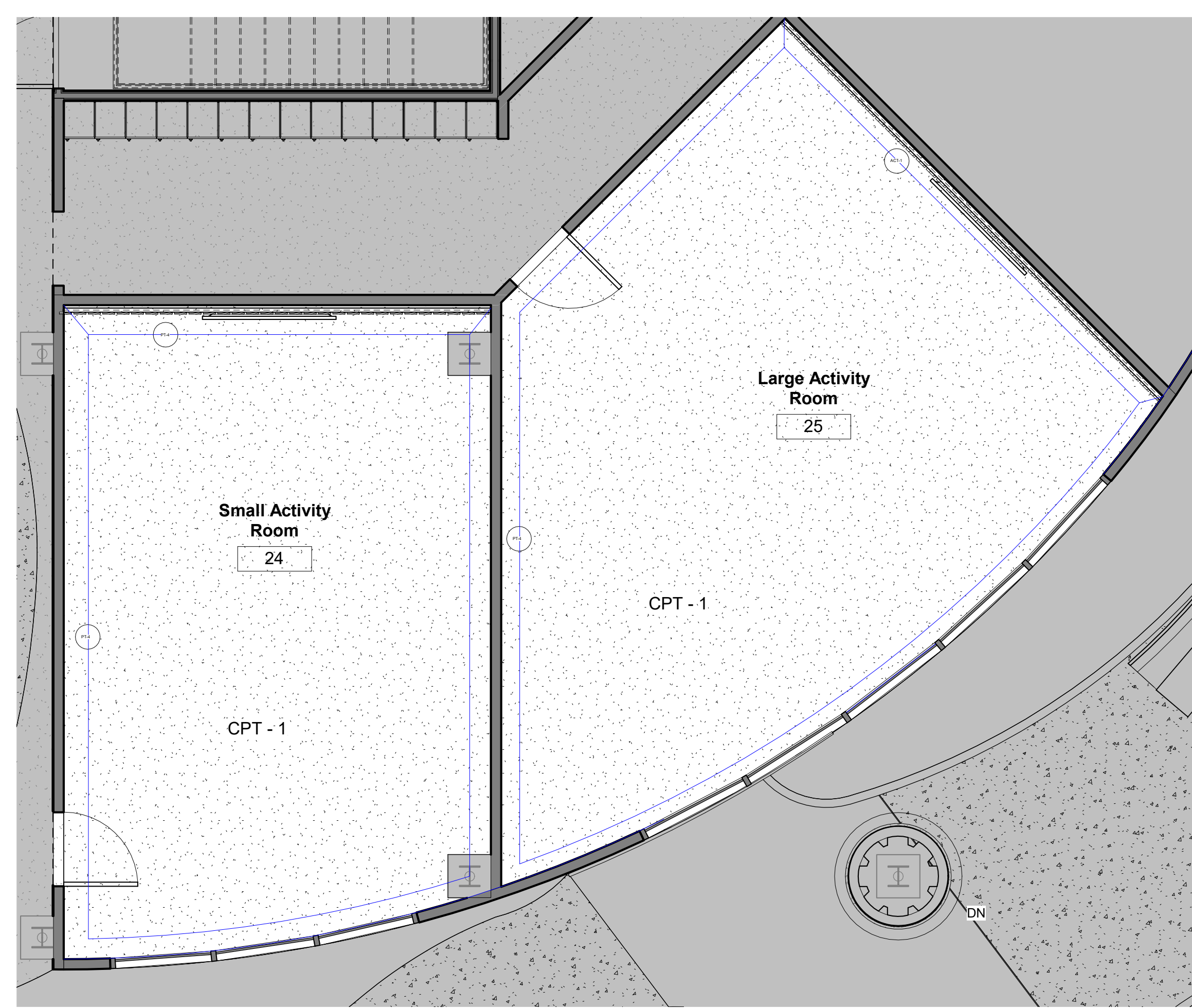
02/18/21

02/18/21

Code	Symbol	Manufacturer	Product Name	Color	Product	Finish	Placement	Notes/Clarification
ACT-1		ARMSTRONG	WOODGRAIN LAMINATE VENEERED PLANS	NATURAL	ACTIVITY ROOMS	SEMI-GLOSS	CEILING - ACCENT PANELS	SOUND DAMPENING AND REGULATION WITH DECORATIVE BENEFIT
AMP-1		SECUSTIK	JANUS	NATURAL	MEDICAL LOBBY	N/A	QUAD WALL	ALLOWS FOR SOUND DAMPENING BY OFFICE DESK ALLOWING LIGHT TO PASS THROUGH
AMP-2		GEOMETRIK	GEOMETRIK GRILLE	WALNUT	CAFE	N/A	WALL PANELING	SOUND DAMPENING AND VISUAL INTEREST
CPT-1		MIDWINTERGROUP	BULLET CARPET	SOFT WOOD	ACTIVITY ROOMS	TUFTED	FLOOR - CARPET	DURABILITY
CPT-2		FLOOR	MADE YOU LOOK CARPET TILE	DAVE	MEDICAL LOBBY	N/A	FLOOR - CARPET	EASILY REPLACEABLE
CPT-3		TURF PRO SOLUTION	IMPERIAL VST - PALM GRASS	FOREST GREEN WITH TAN PATCH	CAFE	N/A	FLOOR CARPET	REDUCES MAINTENANCE ISSUES AND COSTS
EP-1		DUR-A-FLEX	ARCH-FLEX EPOXY	NICHEL	LOBBY	MATTE	FLOOR - EPOXY	NON-SLIP, DURABLE, AND APPEARS NATURAL
EP-2		DUR-A-FLEX	ARCH-FLEX EPOXY	CLUMBER	LOBBY	MATTE	FLOOR - EPOXY	NON-SLIP, DURABLE, AND APPEARS NATURAL
EP-3		DUR-A-FLEX	ARCH-FLEX EPOXY	ALTIUM	LOBBY	MATTE	FLOOR - EPOXY	NON-SLIP, DURABLE, AND APPEARS NATURAL
EMB-1		FORBICA	OVERWHITE HIGH PRESSURE LAMINATE	OVER WHITE	ED-CP	N/A	ED-OUTLET FRONT	DURABILITY
FF-1		SHERWINWILLIAMS	SUPERPAINT INTERIOR LATEX	ARCADE WHITE SW 7100	ALL ROOMS	SATIN	CEILING - PAINT	COMPLIES WITH LEED STANDARDS
FF-7		SHERWINWILLIAMS	SUPERPAINT INTERIOR LATEX	HEAT CLAY SW 6050	CAFE	SATIN	WALL PAINT	
FF-8		SHERWINWILLIAMS	SUPERPAINT INTERIOR LATEX	TRAMA TONES SW 7052	LOBBY	SATIN	WALL PAINT	EXT-2
FF-9		SHERWINWILLIAMS	SUPERPAINT INTERIOR LATEX	PURE WHITE SW 7005	LOBBY	SATIN	WALL PAINT	
FF-2		SHERWINWILLIAMS	SUPERPAINT INTERIOR LATEX	BORGUN TINT SW 613	WC	SATIN	WALL PAINT	
FF-3		SHERWINWILLIAMS	SUPERPAINT INTERIOR LATEX	DAISETTE BEIGE SW 6079	LOBBY	SATIN	CEILING - PAINT	
FF-4		SHERWINWILLIAMS	SUPERPAINT INTERIOR LATEX	BROOKFIELDER	MEDICAL LOBBY	SATIN	WALL - PAINT	
FF-5		SHERWINWILLIAMS	SUPERPAINT INTERIOR LATEX	ICE WHITE SW 7001	ED-CP	SATIN	WALL PAINT	
FF-6		SHERWINWILLIAMS	SUPERPAINT INTERIOR LATEX	ICE ROSE SW 7001	ED-CP	SATIN	WALL PAINT	
ISD-1		3FORM	URBAN RESIN - HOPKIN	TRAV	MEDICAL LOBBY	N/A	OVERHEAD WALL	ALLOWS LIGHT TO PASS THROUGH BUT PROVIDES VISUAL INTEREST
ISD-2		3FORM	URBAN RESIN - WEB	BOLT	ED-CP	N/A	OVERHEAD WALL	ALLOWS LIGHT TO PASS THROUGH BUT PROVIDES VISUAL INTEREST
ISD-3		3FORM	URBAN RESIN - CLURENT	REFLECTION	CAFE	N/A	OVERHEAD WALL	ALLOWS LIGHT TO PASS THROUGH BUT PROVIDES VISUAL INTEREST
I-1		DAKILE	EMERSON WOOD COLLECTOR FORKSLAN	BUTTER RECAN ERO1	WC	MATTE	FLOOR - TILE	USED TO CLEAN BUT BURN IN APPEARANCE
TAT-1		LUNA	TWIGGY LUNGLESTERY	BRUNNEN OTS-25 QUARTZ 02	MEDICAL LOBBY	N/A	SEAT CUSHION UPHOLSTERY	PATTERN WEBS STAINS AND IT HAS HIGH DURABILITY/BENEFIT
TAT-2		FIL DENT/TERTLES	STREWER - COMMANDER	AWARATHA	CAFE	N/A	UPHOLSTERY	WATER AND SPILL PROOF AND HIGH BEAM
VAL-1		ARMSTRONG FLOORING	MAPLE LANE WOOD LOCK VINYL	ALIVE 3763	ED-CP	N/A	FLOOR	WOOD WARMERS UP THE SPACE AND FEELS LIKE COMMERCE
WP-1		OSWALD LIGHT ARCHITECTURE	OSWALD WERNER	N/A	MEDICAL LOBBY	N/A	WALL	ALLOWS NATURAL LIGHT INTO THE ENCLOSED SPACE
WC-4		SHERBORN DESIGNS	METALLIC GOLD CORN WALLPAPER	NATURAL / GOLD	LOBBY	MATTE	WALLCOVERING	NATURAL APPEARANCE AND SOUND DAMPENING QUALITIES
WC-1		GARDEN ON THE WALL	CUSTOM MOSS WALL	N/A	LOBBY	N/A	WALLS - MOSS	SOUND DAMPENING AND VISUALLY DYNAMIC
WC-2		WOLF-GORDON	GRAPPY VINYL WALLCOVERING	SHAGUNIA	MEDICAL LOBBY	N/A	WALLCOVERING	SUBTLE CALMING PATTERN
WC-3		WOLF-GORDON	SHAL SONG WALLCOVERING	DAWN PALLE	MEDICAL LOBBY	N/A	WALLCOVERING	NATURAL MATERIAL AND DARK COLORS PROVIDE CALM
WC-4		ENDURE WALLS BY TELLER	ESSENTIALS TYPE 1 WALLCOVERING	SAVED	ED-CP	N/A	WALLCOVERING	PATTERN ECHOES GROWTH/PATTERN
WC-5		HAVILL TEXTILES	DRIFT	HALM	CAFE	N/A	WALLCOVERING	SOOTHING COLORS
WP-1		ATI DECORATIVE LAMINATES	WILLOW HARBOR/FLX STRUCTURE	WINTER WHITE	WC	GLOSS	WALL PANELING	FOLLOW THE CONCEPT AND ADDS VISUAL INTEREST TO THE BATHROOM



1 LEVEL 01 - FINISH PLAN - CLINIC LOBBY
1/4" = 1'-0"



2 LEVEL 01 - FINISH PLAN - ACTIVITY ROOMS
1/4" = 1'-0"



1 LEVEL 02 - FINISH PLAN - CAFE & CO-OP
1/4" = 1'-0"

Code / Item	Manufacturer	Material / Product	Color	Product	Finish	Placement	Design Choice Justification
ACT-1	ARMSTRONG	WOODWORKING LAMINATE VENEERED PLANKS	NATURAL	ACTIVITY ROOMS	SEMI-GLOSS	CERAMIC-TILE	SOFTEN COMPASSING AND INSULATION WITH DECORATIVE BENEFITS
AMP-1	DECAUSTH	JANUS	NATURAL	MEDICAL LOBBY	N/A	DOOR SWALL	ALLOW FOR SOUND DAMPINGING AT OFFICE BUT ALSO ALLOW LIGHT TO PASS THROUGH
AMP-2	GEOMETRIK	GEOMETRIK GRILLE	WALNUT	DOOR	N/A	WALL PANELING	SOFTEN COMPASSING AND VISUAL INTEREST
CPT-1	MIDWINTER GROUP	BILLET CARPET	SOFT REDD	ACTIVITY ROOMS	TURFED	FLOOR - CARPET	DURABILITY
CPT-2	FLOOR	MOORE YOU LOUD CARPET TILE	BIRCH	MEDICAL LOBBY	N/A	FLOOR - CARPET	EASILY REPLACEABLE
CPT-3	FLOOR	FOREST GREEN	FOREST GREEN	DOOR	N/A	FLOOR CARPET	REDUCES MAINTENANCE ISSUES AND COSTS
EP-1	DUR-A-FLEX	ARCA-FLEX EPOXY	NICKEL	LOBBY	SMATTE	FLOOR - EPOXY	NON-SLIP DURABLE, AND APPEARS NATIONAL
EP-2	DUR-A-FLEX	ARCA-FLEX EPOXY	SLUMMER	LOBBY	SMATTE	FLOOR - EPOXY	NON-SLIP DURABLE, AND APPEARS NATIONAL
EP-3	DUR-A-FLEX	ARCA-FLEX EPOXY	ALUTAIN	LOBBY	SMATTE	FLOOR - EPOXY	NON-SLIP DURABLE, AND APPEARS NATIONAL
LAMB-1	FORNICK	DOVER WHITE HIGH PRESSURE LAMINATE	DOVER WHITE	CO-OP	N/A	CO-OP COUNTER FRONT	DURABILITY
PT-1	SHERWIN WILLIAMS	SUPERPAINT INTERIOR LATEX	ARCADE WHITE SW 7100	ALL ROOMS	SATIN	CEILING - PAINT	CONSISTENT WITH LED SPANWORKS
PT-7	SHERWIN WILLIAMS	SUPERPAINT INTERIOR LATEX	PLANT CLUB SW 9006	DOOR	SATIN	WALL PAINT	
PT-8	SHERWIN WILLIAMS	SUPERPAINT INTERIOR LATEX	WARM STONE SW 7032	LOBBY	SATIN	WALL PAINT	ENT-2
PT-9	SHERWIN WILLIAMS	SUPERPAINT INTERIOR LATEX	PURE WHITE SW 7005	LOBBY	SATIN	WALL PAINT	
PT-12	SHERWIN WILLIAMS	SUPERPAINT INTERIOR LATEX	DOUGLAS TREE SW 643	WIC	SATIN	WALL PAINT	
PT-13	SHERWIN WILLIAMS	SUPERPAINT INTERIOR LATEX	CHERRY BRIDGE SW 6079	LOBBY	SATIN	CEILING - PAINT	
PT-14	SHERWIN WILLIAMS	SUPERPAINT INTERIOR LATEX	BRISCOE LOWER	MEDICAL LOBBY	SATIN	WALL - PAINT	
PT-15	SHERWIN WILLIAMS	SUPERPAINT INTERIOR LATEX	815 WHITE SW7000	CO-OP	SATIN	WALL PAINT	
PT-16	SHERWIN WILLIAMS	SUPERPAINT INTERIOR LATEX	MOSS ROSE SW 6029	CO-OP	SATIN	WALL PAINT	
ROA-1	3FORM	UMMA RESIN - HOTALN	TRANS	MEDICAL LOBBY	N/A	OVERHEAD WALL	ALLOWS LIGHT TO PASS THROUGH BUT PROVIDES VISUAL INTEREST
ROA-2	3FORM	UMMA RESIN - WEB	BOLT	CO-OP	N/A	OVERHEAD WALL	ALLOWS LIGHT TO PASS THROUGH BUT PROVIDES VISUAL INTEREST
ROA-3	3FORM	UMMA RESIN - CURRENT	REFLECTION	DOOR	N/A	OVERHEAD WALL	ALLOWS LIGHT TO PASS THROUGH BUT PROVIDES VISUAL INTEREST
T-1	DALTE	EMERSON WOOD COLORBOND POREGLASS	BUTTER PECAN EM01	WIC	SMATTE	FLOOR - TILE	EASY TO CLEAN BUT WARM IN APPEARANCE
TOT-1	LUNA	TWIGGY UNILATERAL	BRANDERITE 2124V1012	MEDICAL LOBBY	N/A	SEAT CUSHION	WITHSTAND STAINS AND IT HAS HIGH DURABILITY PATTERNS
TOT-2	FLOOR TEXTILES	STRETCH - CORNWALLER	FAVORITE	DOOR	N/A	UPHOLSTERY	WATER AND SPILL PROOF AND HIGH WEAR
WAL-1	ARMSTRONG FLOORING	MAPLE LAKE WOOD LOOK VINYL	AGAVE 37923	CO-OP	N/A	FLOOR	WOOD WARMUP OF THE SPACE AND FEELS LIKE COMMERCE
W-1	EMERALD LIGHT ARCHITECTURE	DAYWYTHEN	N/A	MEDICAL LOBBY	N/A	WALL	ALLOWS NATURAL LIGHT INTO THE ENCLOSED SPACE
WC-6	SHERWOOD DESIGNS	METALIC GOLD COIN WALL PAPER	NATURAL GOLD	LOBBY	SMATTE	WALLCOVERING	NATURAL APPEARANCE AND SOUND DAMPINGING QUALITIES
WC-1	GARDEN ON THE WALL	CUSTOM MOSS WALL	N/A	LOBBY	N/A	WALLS - MOSS	SOFTEN COMPASSING AND VISUALLY COMPELLING
WC-2	WOLF-GORDON	CROCKY UPVAL WALLCOVERING	INDIGOLIA	MEDICAL LOBBY	N/A	WALLCOVERING	SUBTLE CALMING PATTERN
WC-3	WOLF-GORDON	SUNGLASS WALLCOVERING	DARK FELISE	MEDICAL LOBBY	N/A	WALLCOVERING	NATURAL MATERIAL AND DARK COLORS REDUCE CLUTTER
WC-4	ENCORE WALLS BY TEGAN	ESSENTIALS 1 TYPE 1 WALLCOVERING	SAND	CO-OP	N/A	WALLCOVERING	PATTERN ECHOES DOWN PATTERN
WC-5	WALL TEXTILES	DRIFT	PLUM	DOOR	N/A	WALLCOVERING	SOOTHING COLORS
WIP-1	PT DECORATIVE LAMINATES	INDIAN WARRIOR IN STRUCTURE	WINTER WHITE	WIC	GLOSS	WALL PANELING	FOLLOWING THE CONCEPT AND ADD VISUAL INTEREST TO THE BATHROOM



TIERNEY ORCUTT
DESIGNS

The Growing Center

3101 Wharf Street
Richmond, VA 23223

Revision Schedule

Revision Number	Revision Date	Revision Description
-----------------	---------------	----------------------

Checked by:

- Rachael McGraw
- Jessica Lewandowski
- Manak Jain
- Heather Maher
- Heather Melvin
- Thea Scott-Funding

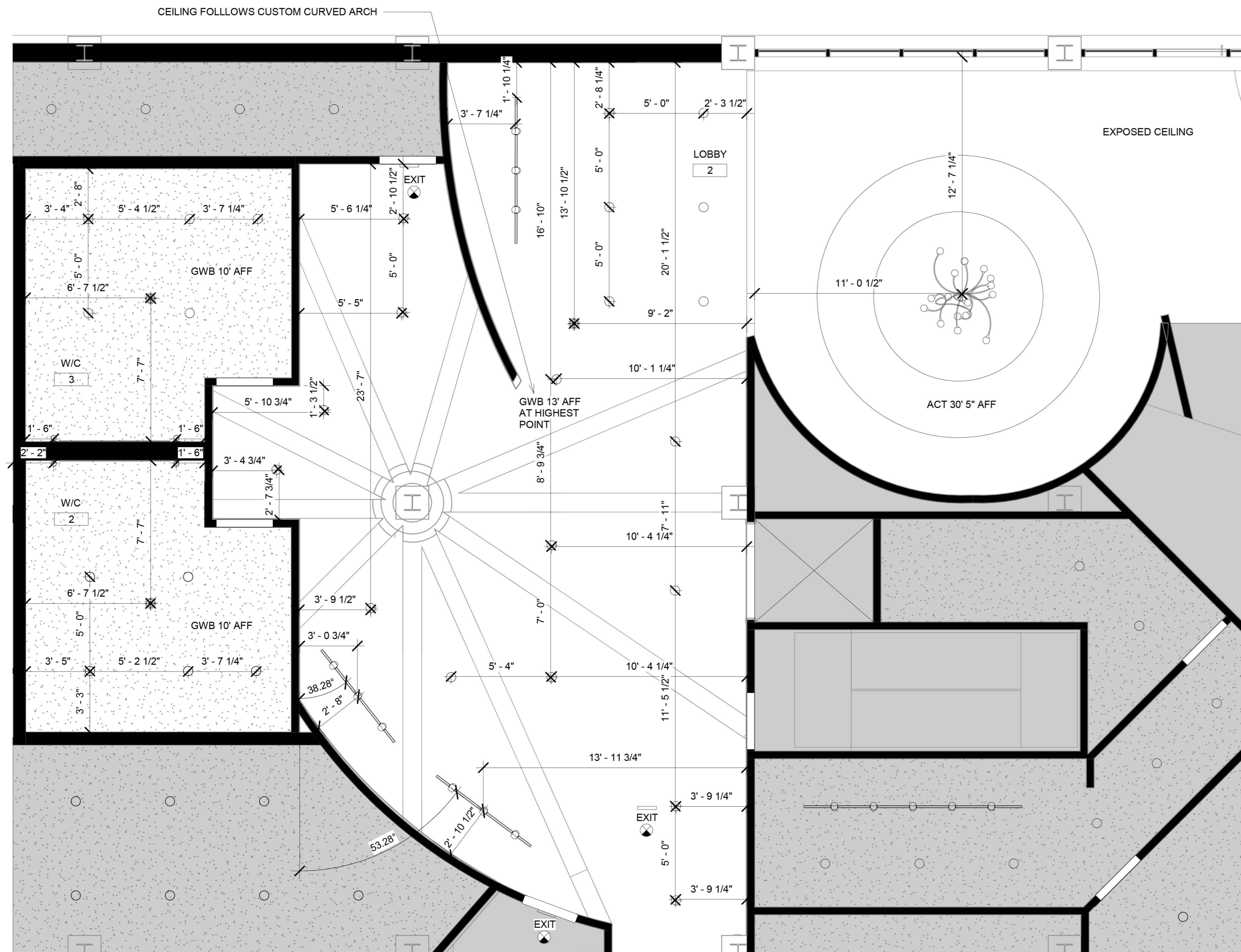
Drawn By:

Tierney O. Femovich

Finish Plan - Cafe & Co-Op

A112

02/18/21



① LEVEL 01 RCP - LOBBY & W/C
1/4" = 1'-0"

LIGHTING							
The Growing Center							
CODE / SYMBOL	MANUFACTURER	SELECTED PRODUCT NAME	BULB TYPE	LUMEN	WATTAGE	PRODUCT LOCATION	DESIGN CHOICE JUSTIFICATION
	METALUX	2 FT - LIGHT LINEAR WHITE INTEGRATED LED CEILING STRIP	LED	2100	19.4	ACTIVITY ROOMS	FUNCTION
	HALO	WHITE INTEGRATED LED RECESSED LIGHT WITH SELECTABLE CCT	LED	630	7	ALL	FUNCTION
	WAC LIGHTING	SUMMIT ACLED BEAMSHIFT LINE VOLTAGE CYLINDER TRACK HEAD	LED	750	15	ALL	FUNCTION
	DAVID TRUBRIDGE	CORAL PENDANT	LED	N/A	8	CAFÉ	DESIGN PATTERN REFLECTS CONCEPT
	LEDALITE BY SIGNIFY	JUMP SUSPENDED SURFACE STRIP LIGHT	LED	2400	19.7	CAFÉ	FUNCTION
	UBIA	FLAMINGO - 1550 - WHITE	LED	2038	5.6 X 3	CO-OP	DESIGN REFLECTS SHAPES IN OTHER SHAPES THROUGHOUT THE ROOM
	MITZI	REESE PENDANT - AGED BRASS	LED	N/A	8	CO-OP	DECORATIVE APPEAL
	CORBETT LIGHTING	SIGNATURE CHANDELIER	LED	N/A	4	LOBBY	SIZE IS PROPORTIONATE TO SPACE. DESIGN REFLECTS ORGANIC STRUCTURES
	KENNETH COBONPUE	CUCUMER ROUND PENDANT	INCANDESCENT	N/A	53	MEDICAL LOBBY	PATTERN REFLECTS CONCEPT
	MITZI	EVIE WALL LIGHT	LED	360	4	W/C	DESIGN REFLECTS CONCEPT



TIERNEY ORCUTT
DESIGNS

The Growing Center

3101 Wharf Street
Richmond, VA 23223

Revision Schedule

Revision Number	Revision Date	Revision Description

Checked by:

Rachael McGraw
Jessica Lewandowski
Manak Jain
Heather Maher
Heather Melvin
Thea Scott-Funding

Drawn By:

Tierney O. Femovich

Reflected Ceiling Plan - Lobby & W/C

A200

03/01/21



TIERNEY ORCUTT
DESIGNS

The Growing Center

3101 Wharf Street
Richmond, VA 23223

Revision Schedule

Revision Number	Revision Date	Revision Description

Checked by:

Rachael McGraw
Jessica Lewandowski
Manak Jain
Heather Maher
Heather Melvin
Thea Scott-Fundling

Drawn By:

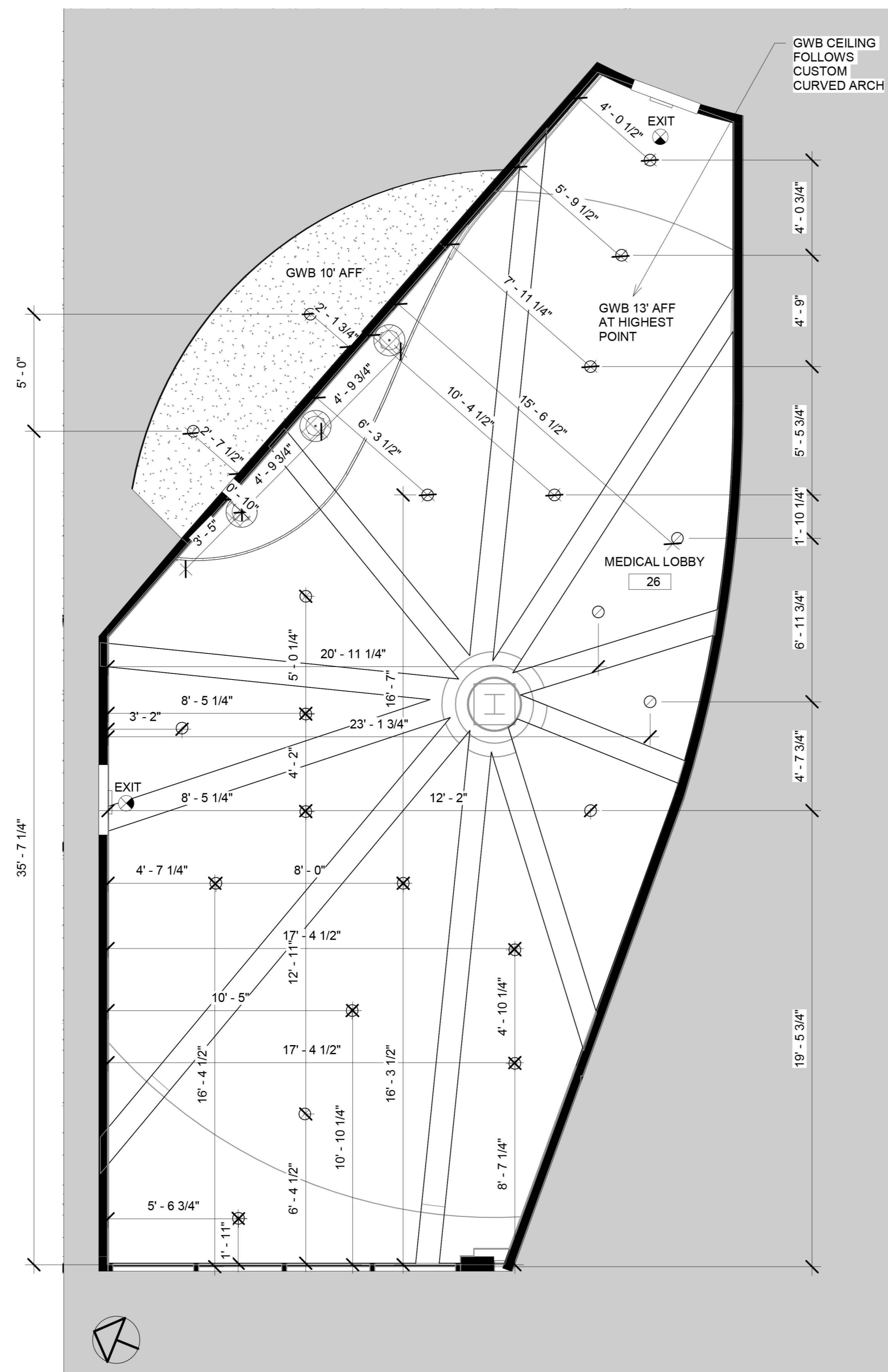
Tierney O. Femovich

Reflected Ceiling Plan - Clinic
Lobby & Activity Rooms

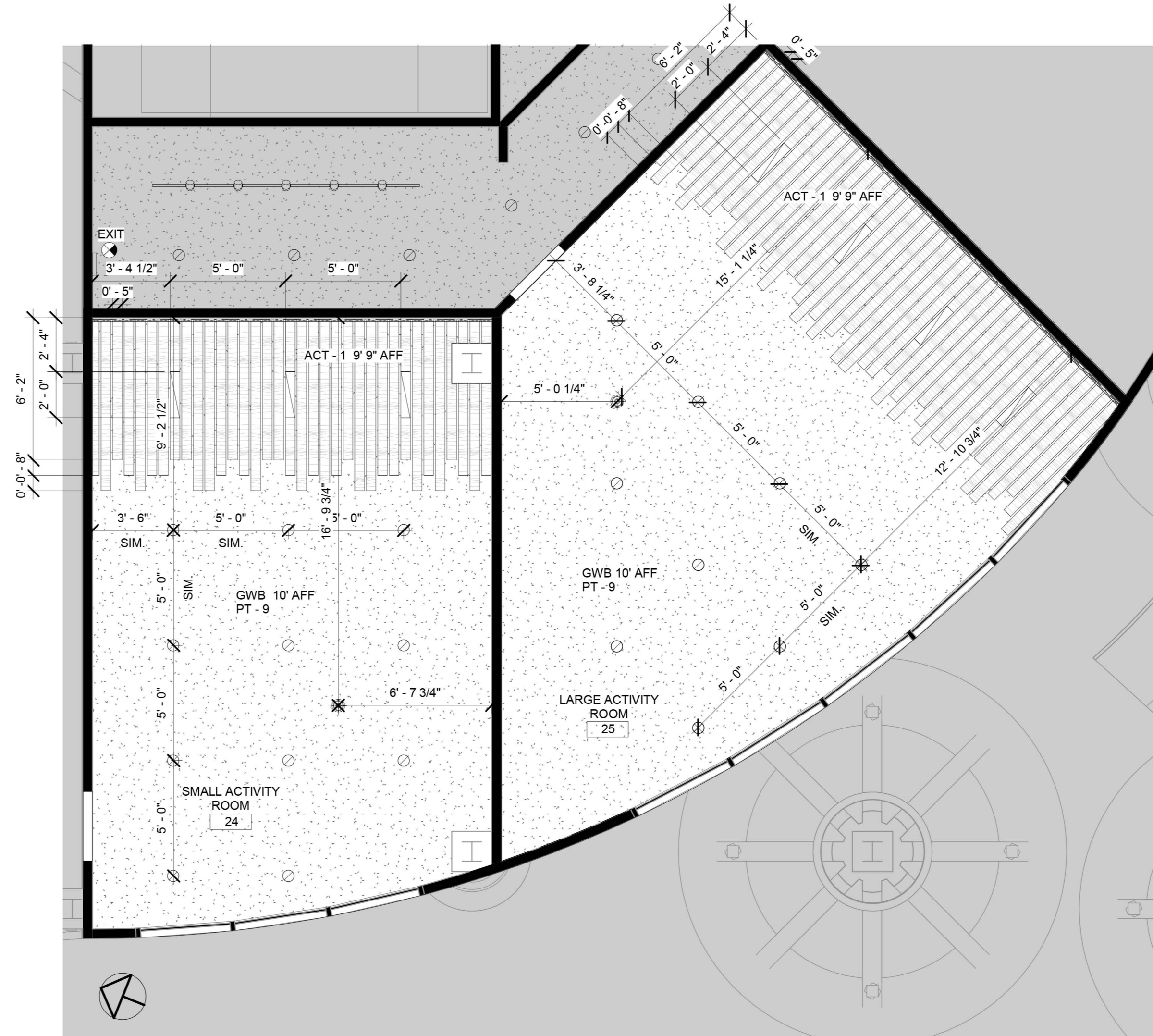
A201

03/02/21

03/02/21



1 LEVEL 01 RCP - CLINIC LOBBY
1/4" = 1'-0"



2 LEVEL 01 RCP - ACTIVITY ROOMS
1/4" = 1'-0"

LIGHTING							
The Growing Center							
CODE / SYMBOL	MANUFACTURER	SELECTED PRODUCT NAME	BULB TYPE	LUMEN	WATTAGE	PRODUCT LOCATION	DESIGN CHOICE JUSTIFICATION
	METALUX	2 FT - LIGHT LINEAR WHITE INTEGRATED LED CEILING STRIP	LED	2100	19.4	ACTIVITY ROOMS	FUNCTION
	HALO	WHITE INTEGRATED LED RECESSED LIGHT WITH SELECTABLE CCT	LED	630	7	ALL	FUNCTION
	WACLIGHTING	SUMMIT ACLED BEAMSHIFT LINE VOLTAGE CYLINDER TRACK HEAD	LED	750	15	ALL	FUNCTION
	DAVID TRUBRIDGE	CORAL PENDANT	LED	N/A	8	CAFÉ	DESIGN PATTERN REFLECTS CONCEPT
	LEDALITE BY SIGNIFY	JUMP SUSPENDED/SURFACE STRIP LIGHT	LED	2400	19.7	CAFÉ	FUNCTION
	VIBIA	FLAMINGO - 1550 - WHITE	LED	2038	5.6 X 3	CO-OP	DESIGN REFLECTS SHAPES IN OTHER SHAPES THROUGHOUT THE ROOM
	MITZI	REESE PENDANT - AGED BRASS	LED	N/A	8	CO-OP	DECORATIVE APPEAL
	CORBETT LIGHTING	SIGNATURE CHANDELIER	LED	N/A	4	LOBBY	SIZE IS PROPORTIONATE TO SPACE, DESIGN REFLECTS ORGANIC STRUCTURES
	KENNETH COBONPUE	C U C M E ROUND PENDANT	INCANDESCENT	N/A	53	MEDICAL LOBBY	PATTERN REFLECTS CONCEPT
	MITZI	EVIE WALL LIGHT	LED	360	4	W/C	DESIGN REFLECTS CONCEPT



TIERNEY ORCUTT
DESIGNS

The Growing Center

3101 Wharf Street
Richmond, VA 23223

Revision Schedule

Revision Number	Revision Date	Revision Description

Checked by:

Rachael McGraw
Jessica Lewandowski
Manak Jain
Heather Maher
Heather Melvin
Thea Scott-Funding

Drawn By:

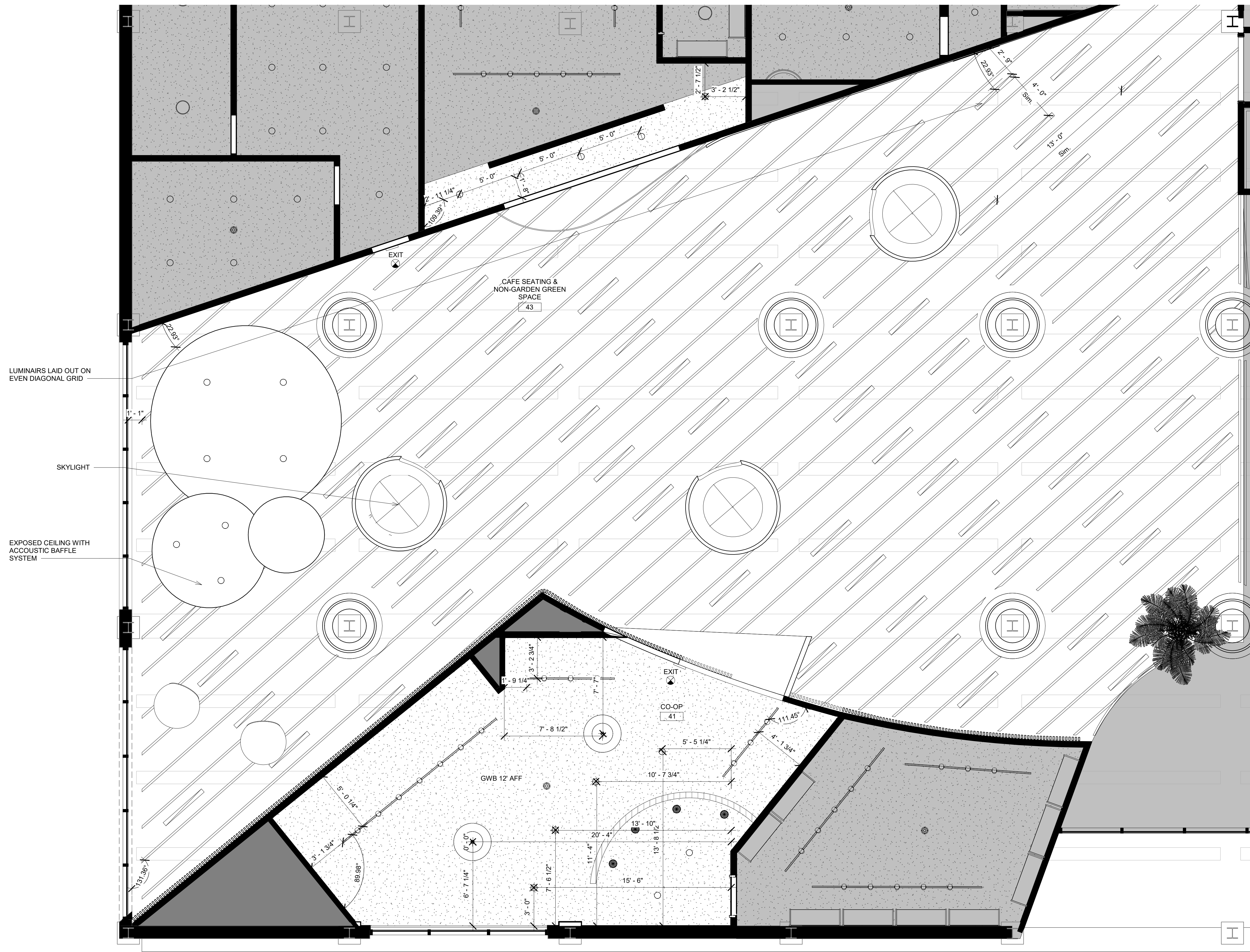
Tierney O. Femovich

Reflected Ceiling Plan - Cafe &
Co-Op

A202

03/02/21

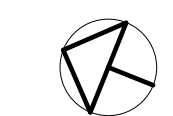
03/02/21



LUMINAIRS LAID OUT ON
EVEN DIAGONAL GRID

SKYLIGHT

EXPOSED CEILING WITH
ACCOUSTIC BAFFLE
SYSTEM



1 LEVEL 02 RCP - CAFE & CO-OP
1/4" = 1'-0"



TIERNEY ORCUTT
DESIGNS

The Growing Center

3101 Wharf Street
Richmond, VA 23223

Revision Schedule

Revision Number	Revision Date	Revision Description

Checked by:

Rachael McGraw
Jessica Lewandowski
Manak Jain
Heather Maher
Heather Melvin
Thea Scott-Fundling

Drawn By:

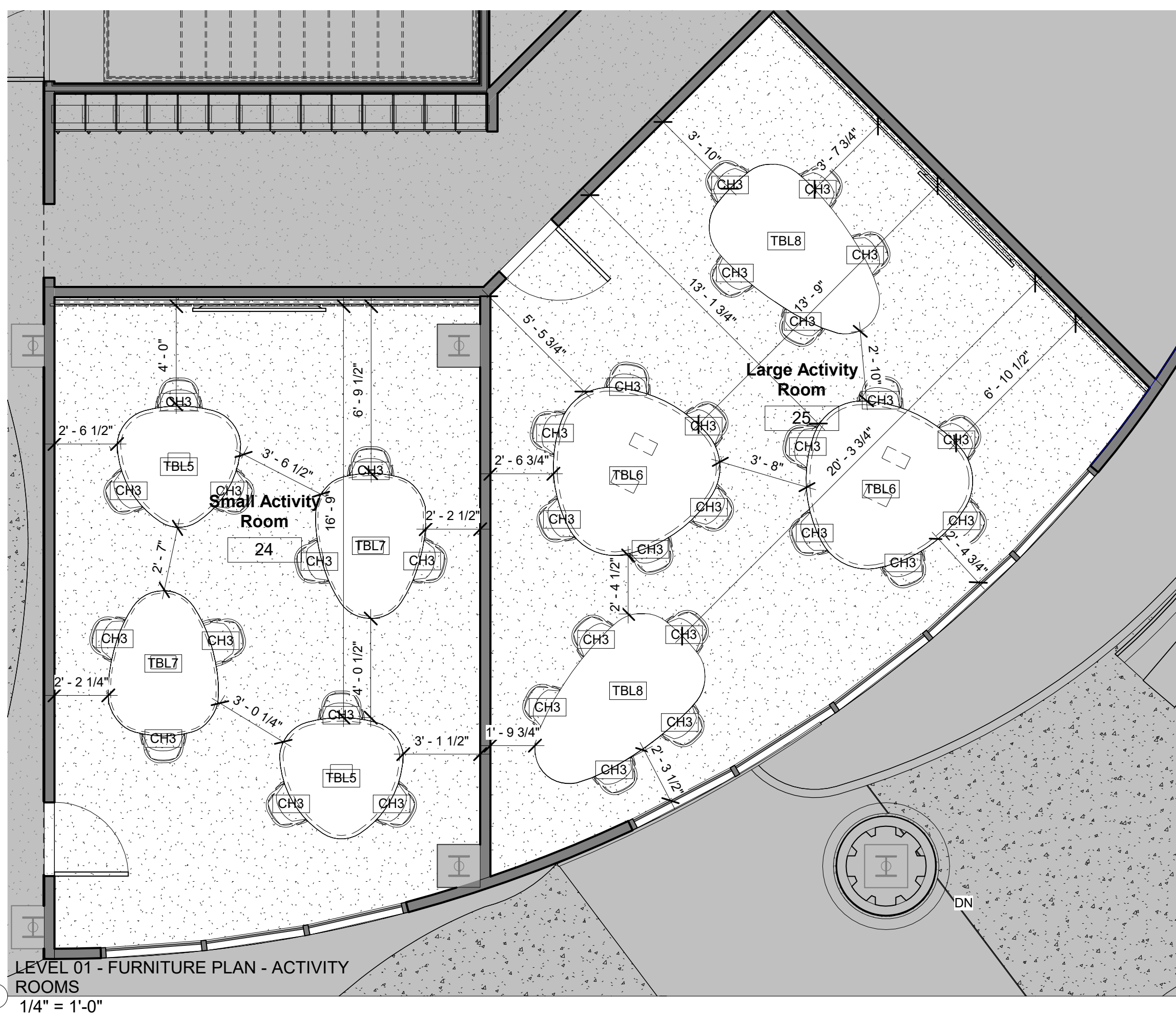
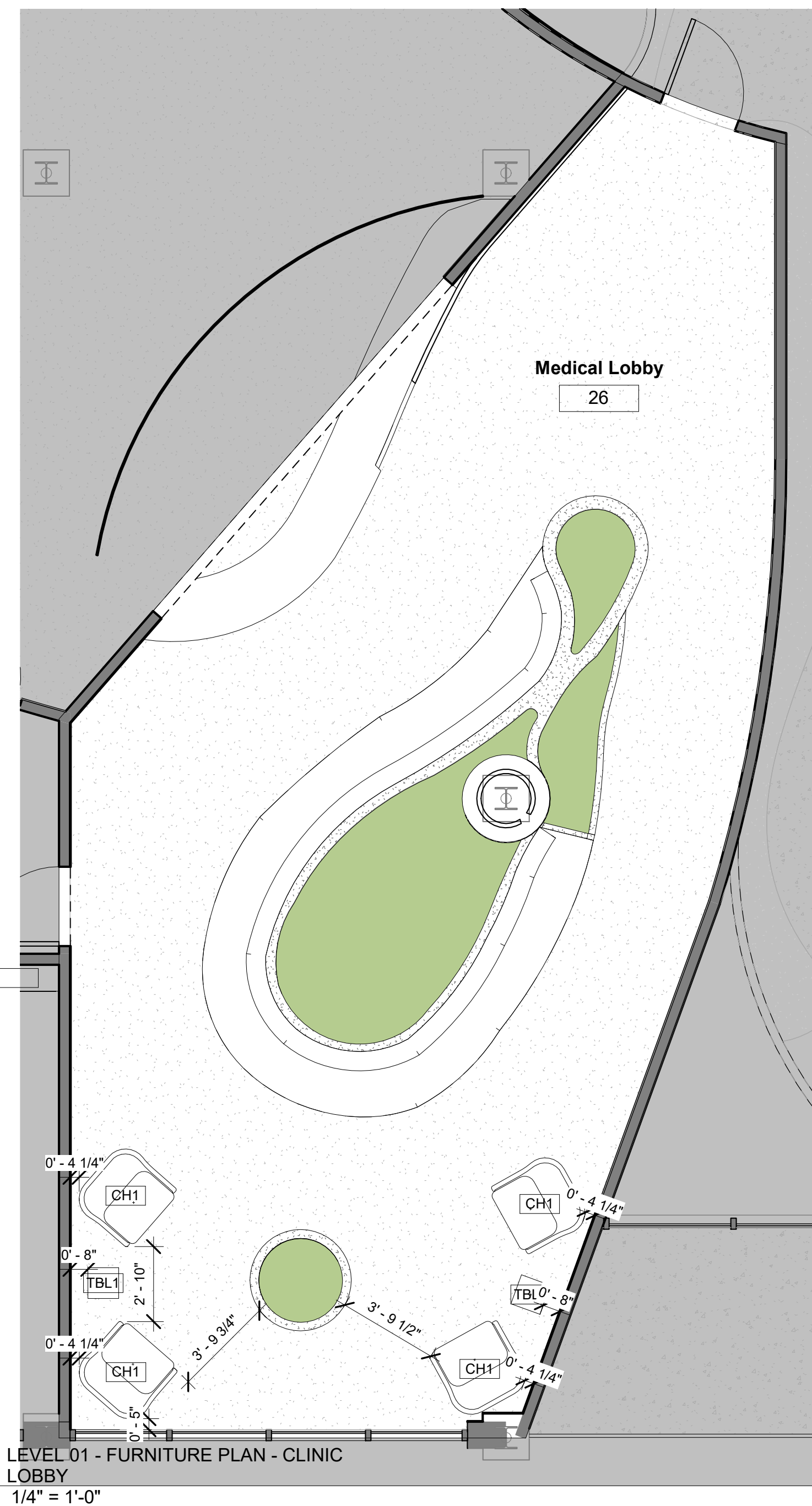
Tierney O. Femovich

Furniture Plan - Clinic Lobby &
Activity Rooms

A300

02/18/21

02/18/21



CODE / SYMBOL	MANUFACTURER	SELECTED PRODUCT NAME	COLOR	QUANTITY	PRODUCT LOCATION
FXT1	KOHLER	HIGHCLIFF ULTRA FLOOR-MOUNTED TOP SPUD FLUSHMETER BOWL	WHITE	12	W/C
FXT2	BRADLEY CORP.	EVERO DOUBLE SINK	ARUBA	4	W/C
FXT3	BRADLEY CORP.	WASHBAR DUO	GOLD	10	W/C
FXT4	BOBRICK	RECESSED WASTE RECEPTACLE B-35643	NICKLE	4	W/C
FXT5	BRADLEY CORP.	SURFACE-MOUNTED HINGED HOOD DUAL ROLL TOILET PAPER DISPENSER	STAINLESS STEEL	12	W/C
FXT6	ULINE	MOBILE DRY ERASE BOARD - MAGNETIC STEEL	WHITE STAINLESS STEEL	2	ACTIVITY ROOMS
MECH10	DYSON	AIRBLADE V	NICKLE	10	W/C
SE1	HEATCRAFT WORLDWIDE REFRIGERATION	HYSON/WARREN - STRATUS MULTI-DECK DISPLAY CASE - SKTLC-SC	BLACK	5	CO-OP
SE2	FRIGIDAIRE	8.7 Cu. Ft. Chest Freezer	WHITE	1	CO-OP
SE3	KOALA	HBT10-SSWIM HORIZONTAL STAINLESS STEEL WALL MOUNTED	STAINLESS STEEL	6	W/C
SE4	BRADLEY CORP.	SOLID PHENOLIC CORE PARTITION FLOOR MOUNTED	NATURAL CANVAS	4	W/C
SE5	SONY	XBR-900P SERIES 4K HDR TV	BLACK	2	ACTIVITY ROOMS
SE6	GREENSCREEN	COLUMN TRELLIS - CUSTOM	STEEL	25	ALL
SE7	ULINE	MOBILE DRY ERASE BOARD	WHITE MAGNETIC STEEL	2	ACTIVITY ROOM

CODE / SYMBOL	MANUFACTURER	SELECTED PRODUCT NAME	COLOR	SIZE	QUANTITY	PRODUCT LOCATION	DESIGN CHOICE JUSTIFICATION
CH1	KNOLL	ROCKWELL UNSCRIPTED HIGH BACK LOUNGE CHAIR	LINEN	35X32.5X43.5"	4	MEDICAL LOBBY	PRIVACY AND INTROVERT SEATING OPTION
CH2	HAWORTH	FORREST CHAIR	WHITE	21.25"X21.75"X32"	48	CAFÉ SEATING	DESIGN FITS CONCEPT
CH3	HERMAN MILLER	SAYL SIDE CHAIR - SLED BASE	STUDIO WHITE - 98, WILD BERRY	24"X19.25"X34.25"	34	ACTIVITY ROOM	DURRABILITY
CH4, CH5, CH6	SARCHEL	LA ISLA POOF SEATING	116	77 X 112 X 192 CM, 77 X 170 X 117 CM, 257 X 112 X 77 CM	3	CAFÉ SEATING	OPEN COLLABORATIVE SEATING TO ENCOURAGE INTERACTION & CHARGES TO ENCOURAGE LONG TERM USE
CH7	2MODERN	NANNA DITZEL OUTDOOR HANGING EGG CHAIR	NATURAL	33.5 X 29.5 X 49.2 IN	2	CAFÉ SEATING	INTROVERT SEATING OPTION FOR THE COMMUNITY SPACE
TBL1	KNOLL	RISOM SIDE TABLE - SQUARE	LIGHT WALNUT	18"X18"X20"	2	MEDICAL LOBBY	DURRABILITY
TBL2	HAWORTH	MESA DUE TABLE 47.25" D.	STAINED ASH & ALPI	47.25"X47.25"X29.5"	6	CAFÉ SEATING	DESIGN FITS CONCEPT
TBL3	HAWORTH	MESA DUE TABLE 59" D.	STAINED ASH & ALPI	59"X59"X29.5"	4	CAFÉ SEATING	DESIGN FITS CONCEPT
TBL4	KNOLL	SAAVINEN DINING TABLE 47"	WHITE GLOSS	47.25X28.25	3	CAFÉ SEATING	CENTRAL SUPPORT ALLOWS FOR FUNCTIONAL BOTH SEATING
TBL5	HERMAN MILLER	EXCLAVE TABLE - GUITAR PICK TABLE SMALL	CLEAR ON ASH	29"X60"X60"	2	ACTIVITY ROOM	SHAPE ENCOURAGES COMMUNICATION AND COLLABORATION
TBL6	HERMAN MILLER	EXCLAVE TABLE - GUITAR PICK TABLE LARGE	CLEAR ON ASH	29"X84"X84"	2	ACTIVITY ROOM	SHAPE ENCOURAGES COMMUNICATION AND COLLABORATION
TBL7	HERMAN MILLER	EXCLAVE TABLE - TEAR DROP TABLE SMALL	CLEAR ON ASH	29"X60"X72"	2	ACTIVITY ROOM	SHAPE ENCOURAGES COMMUNICATION AND COLLABORATION
TBL8	HERMAN MILLER	EXCLAVE TABLE - TEAR DROP TABLE LARGE	CLEAR ON ASH	29"X96"X96"	2	ACTIVITY ROOM	SHAPE ENCOURAGES COMMUNICATION AND COLLABORATION



TIERNEY ORCUTT
DESIGNS

The Growing Center

3101 Wharf Street
Richmond, VA 23223

Revision Schedule

Revision Number	Revision Date	Revision Description

Checked by:

Rachael McGraw
Jessica Lewandowski
Manak Jain
Heather Maher
Heather Melvin
Thea Scott-Funding

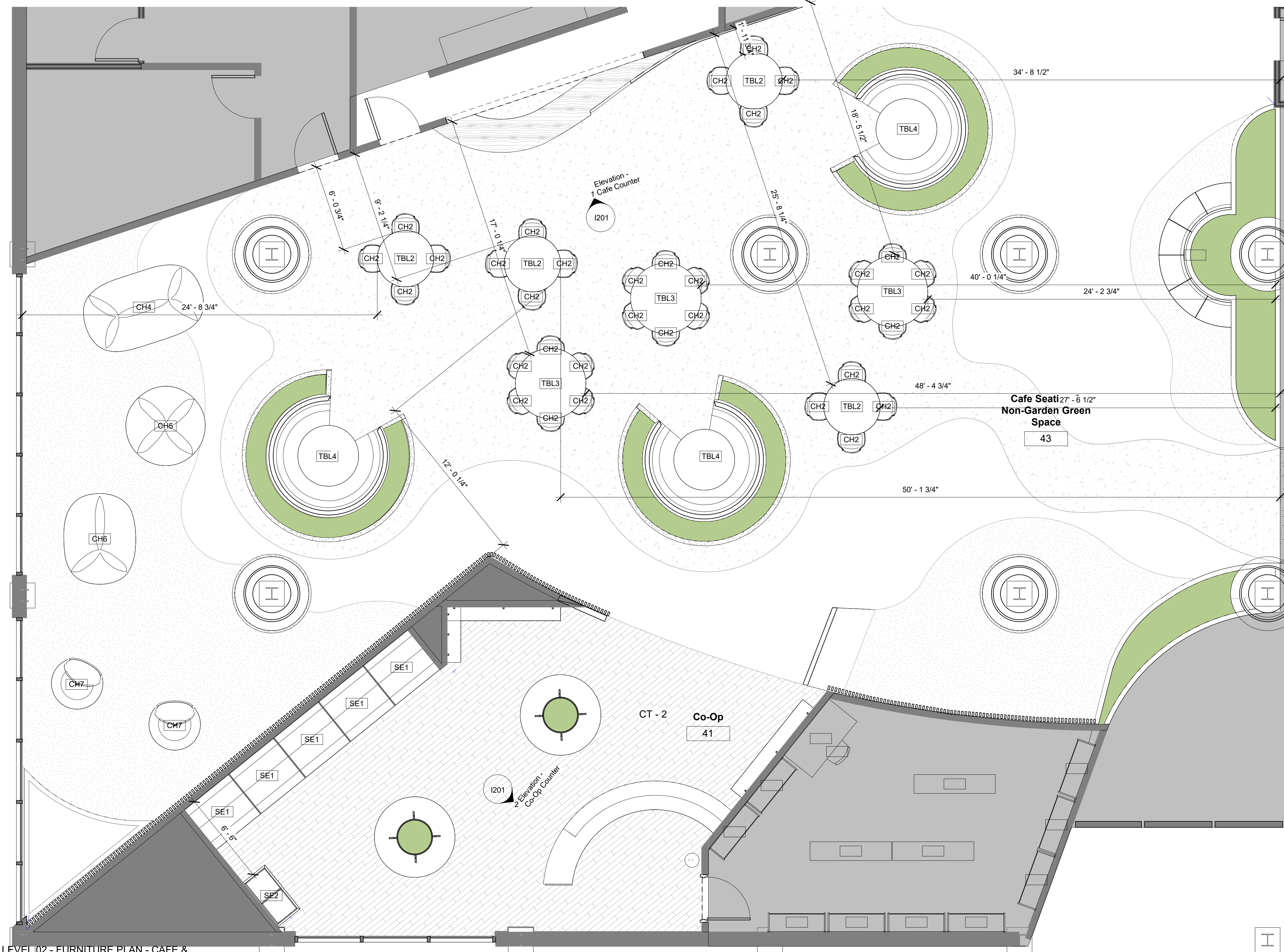
Drawn By:

Tierney O. Femovich

Furniture Plan - Cafe & Co-Op

A301

02/18/21



LEVEL 02 - FURNITURE PLAN - CAFE & CO-OP
1/4" = 1'-0"

ITEM SYMBOL	MANUFACTURER	SELECTED PRODUCT NAME	COLOR	QTY	PRODUCT LOCATION
FRT1	HOKLER	HIGHCLIFT ULTRA FLOOR-MOUNTED 170 GAL. FLUSHMETER BOSS	WHITE	12	WC
FRT2	BRADLEY COPE	EVERO DOUBLE SINK	ARUBA	4	WC
FRT3	BRADLEY COPE	WASHBAR BOSS	GOLD	10	WC
FRT4	BOBICK	RESEAL WASTE RECEPTACLE 8-3643	NICKLE	4	WC
FRT5	BRADLEY COPE	SURFACE-ADJUSTED HANDED HOLE DRILL TUBBY FIBER DISPENSER	STAINLESS STEEL	12	WC
FRT6	ULINE	MOBILE DRY ERASE BOARD MAGNETIC STEEL	WHITE	2	ACTIVITY ROOMS
WED410	DYSON	AV8L45V	NICKLE	10	WC
SE1	HEATSHAWT	WORLDWIDE REFRIGERATION	STAINLESS STEEL	5	CO-OP
SE2	FRIGIDAIRE	8' CUL FL CHLX FRIG	WHITE	1	CO-OP
SE3	HOKLA	8870-05888 WINDCONTROL STAINLESS STEEL WALL ADJUSTED	STAINLESS STEEL	6	WC
SE4	BRADLEY COPE	SOLID PRINCIPLE CORE PARTITION FLOOR MOUNTED	NATURAL CORKING	4	WC
SE5	SONY	HBR-XBR07 SERIES 44 HDR TV	BLACK	2	ACTIVITY ROOMS
SE6	GREENSCREEN	COLLUMN TRUSS - CUSTOM	STEEL	25	ALL
SE7	ULINE	MOBILE DRY ERASE BOARD	WHITE MAGNETIC STEEL	2	ACTIVITY ROOMS

ITEM SYMBOL	MANUFACTURER	SELECTED PRODUCT NAME	COLOR	SIZE	QTY	PRODUCT LOCATION	REASON CHECK APPROVATION
CH1	KNOLL	ROCKWELL UNCRUPPED HIGH BACK LOUNGE CHAIR	LINEN	35X32.5X43.5"	4	MEDICAL LOBBY	PRIVACY AND INTROVERT SEATING OPTION
CH2	HWORTH	FORREST CHAIR	WHITE	21.25"X21.75"X32"	48	CAFE SEATING	DESIGN FITS CONCEPT
CH3	HERMAN MILLER	SAVIL SIDE CHAIR - SLED BASE	STUDIO WHITE-3BL WILD BERRY	24"X19.25"X24.25"	34	ACTIVITY ROOM	DURABILITY
CH4, CH5, CH6	SARCHEL	LAVULA POOF SEATING	T16	77" X 12" X 18" CA, 77" X 12" X 17" CA, 25" X 11.2" X 77" CA	3	CAFE SEATING	OPEN COLLAR/SHAPES SEATING TO ENCOURAGE INTERACTION & CHAIRS TO ENCOURAGE LONG TERM USE
CH7	ZANDER	NANNA OTZEL OUTDOOR HANGING EGG CHAIR	NATURAL	33.5" X 29.5" X 49.2" H	2	CAFE SEATING	INTROVERT SEATING OPTION FOR THE COMMUNITY SPACE
TBL1	KNOLL	FRISQ SIDE TABLE - SQUARE	LIGHT WALNUT	18"X18"X20"	2	MEDICAL LOBBY	DURABILITY
TBL2	HWORTH	MESA DUE TABLE 47.25" H	STAINED ASH ALU	47.25"X47.25"X29.5"	6	CAFE SEATING	DESIGN FITS CONCEPT
TBL3	HWORTH	MESA DUE TABLE 57" H	STAINED ASH ALU	57"X57"X29.5"	4	CAFE SEATING	DESIGN FITS CONCEPT
TBL4	KNOLL	SHARREN DRESSING TABLE - 67"	WHITE GLOSS	47.25"X29.25"	3	CAFE SEATING	CENTRAL SUPPORT ALLOWS FOR FUNCTIONAL BOOTLE SEATING
TBL5	HERMAN MILLER	ENCLOSURE TABLE - CUSTOM PICK TABLE SWALL	CLEAR ON ASH	29"X60"X60"	2	ACTIVITY ROOM	SHAPE ENCOURAGES COMMUNICATION AND COLLABORATION
TBL6	HERMAN MILLER	ENCLOSURE TABLE - CUSTOM PICK TABLE SWALL	CLEAR ON ASH	29"X60"X60"	2	ACTIVITY ROOM	SHAPE ENCOURAGES COMMUNICATION AND COLLABORATION
TBL7	HERMAN MILLER	ENCLOSURE TABLE - TEAR DROP TABLE SWALL	CLEAR ON ASH	29"X60"X72"	2	ACTIVITY ROOM	SHAPE ENCOURAGES COMMUNICATION AND COLLABORATION
TBL8	HERMAN MILLER	ENCLOSURE TABLE - TEAR DROP TABLE SWALL	CLEAR ON ASH	29"X60"X74"	2	ACTIVITY ROOM	SHAPE ENCOURAGES COMMUNICATION AND COLLABORATION



TIERNEY ORCUTT
DESIGNS

The Growing Center

3101 Wharf Street
Richmond, VA 23223

Revision Schedule

Revision Number	Revision Date	Revision Description

Checked by:

Rachael McGraw
Jessica Lewandowski
Manak Jain
Heather Maher
Heather Melvin
Thea Scott-Fundling

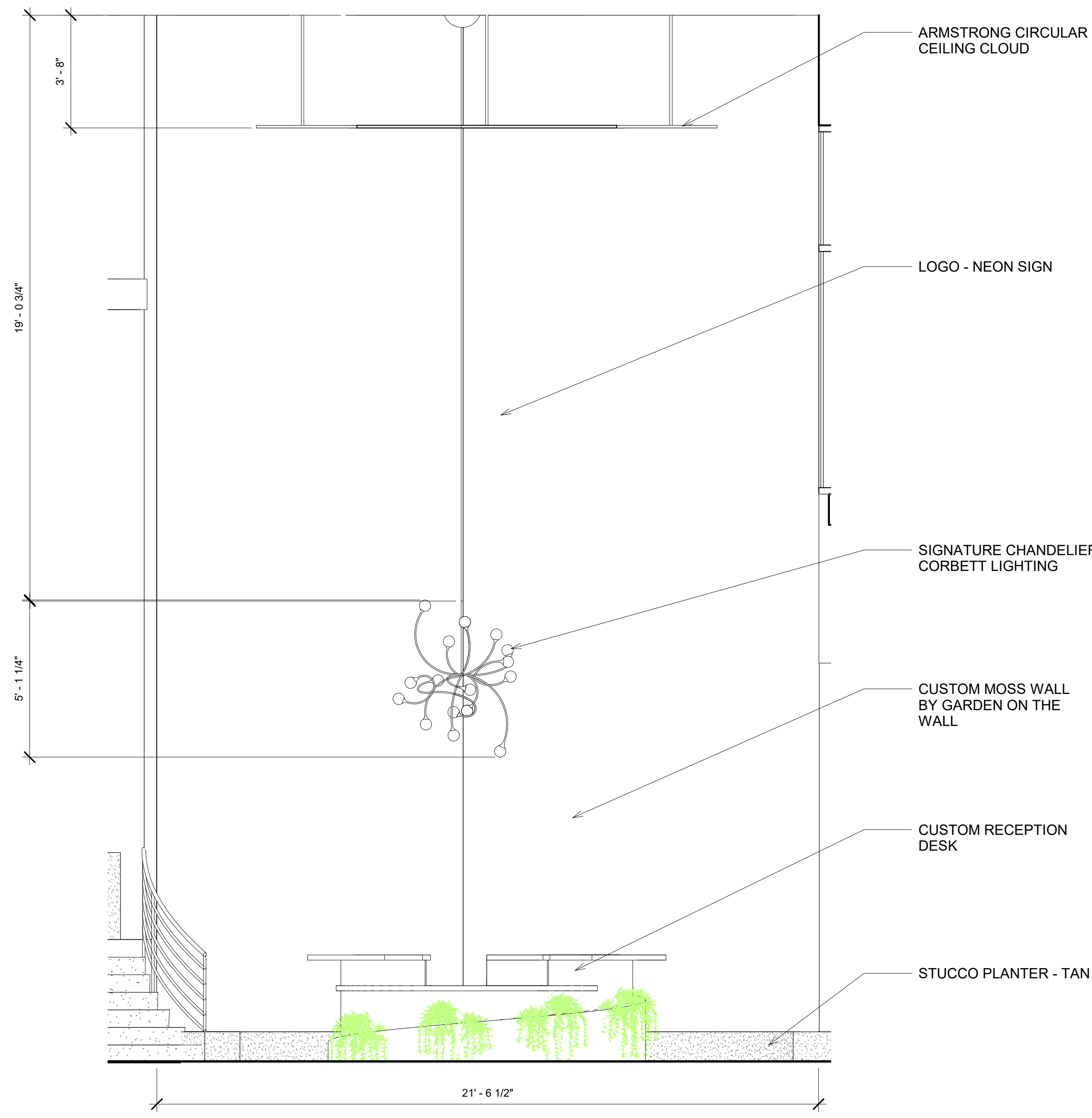
Drawn By:

Tierney O. Femovich

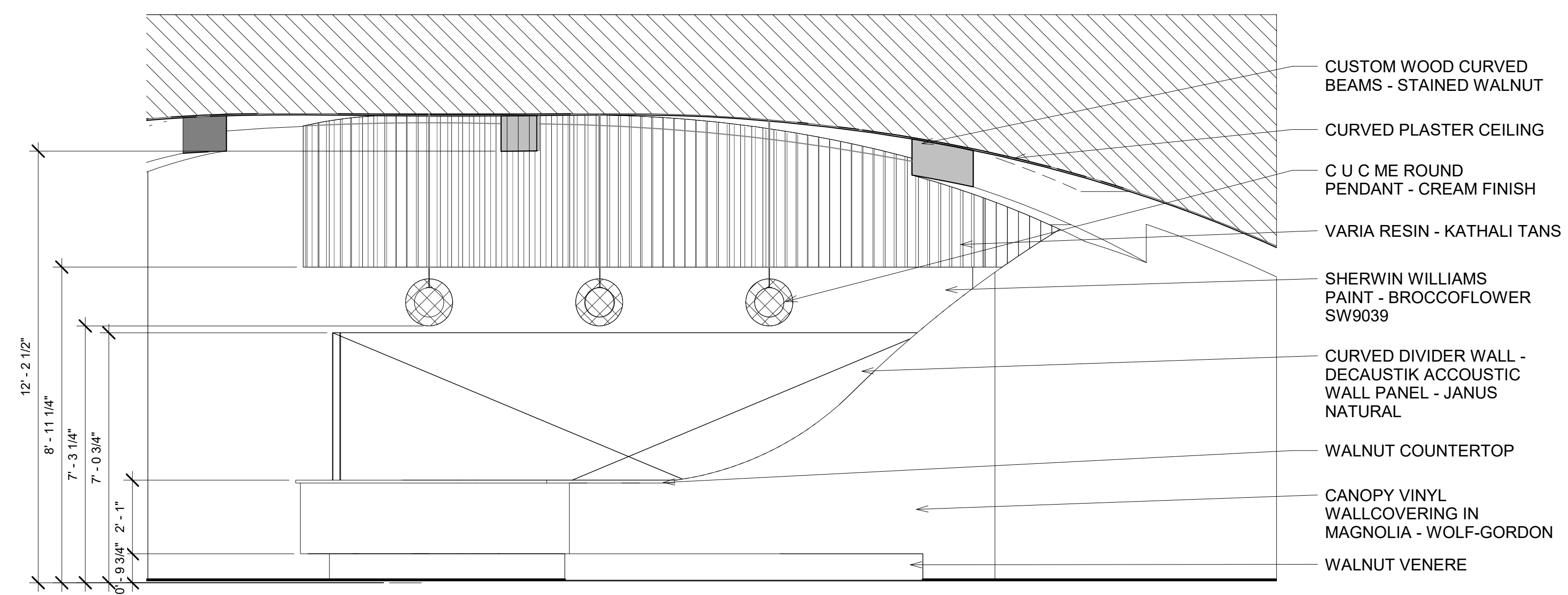
Elevations - Lobby & Medical
Lobby Reception Desk

1200

02/27/21



① Elevation - Lobby
3/8" = 1'-0"



② Elevation - Clinic Reception Desk
3/8" = 1'-0"



TIERNEY ORCUTT
DESIGNS

The Growing Center

3101 Wharf Street
Richmond, VA 23223

Revision Schedule

Revision Number	Revision Date	Revision Description

Checked by:

Rachael McGraw
Jessica Lewandowski
Manak Jain
Heather Maher
Heather Melvin
Thea Scott-Fundling

Drawn By:

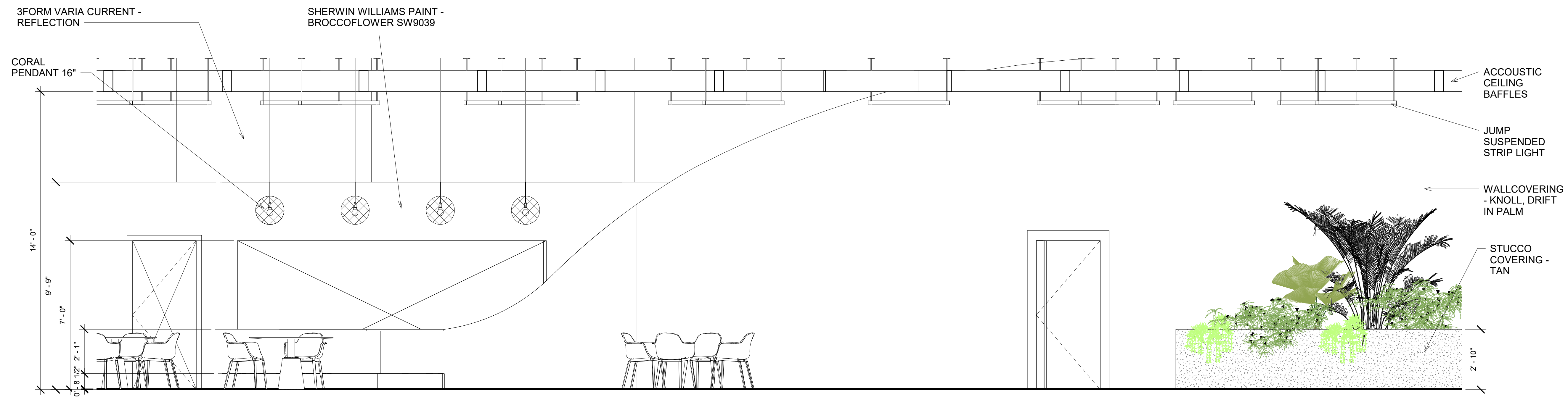
Tierney O. Femovich

Elevations - Cafe Counter &
Co-Op Counter

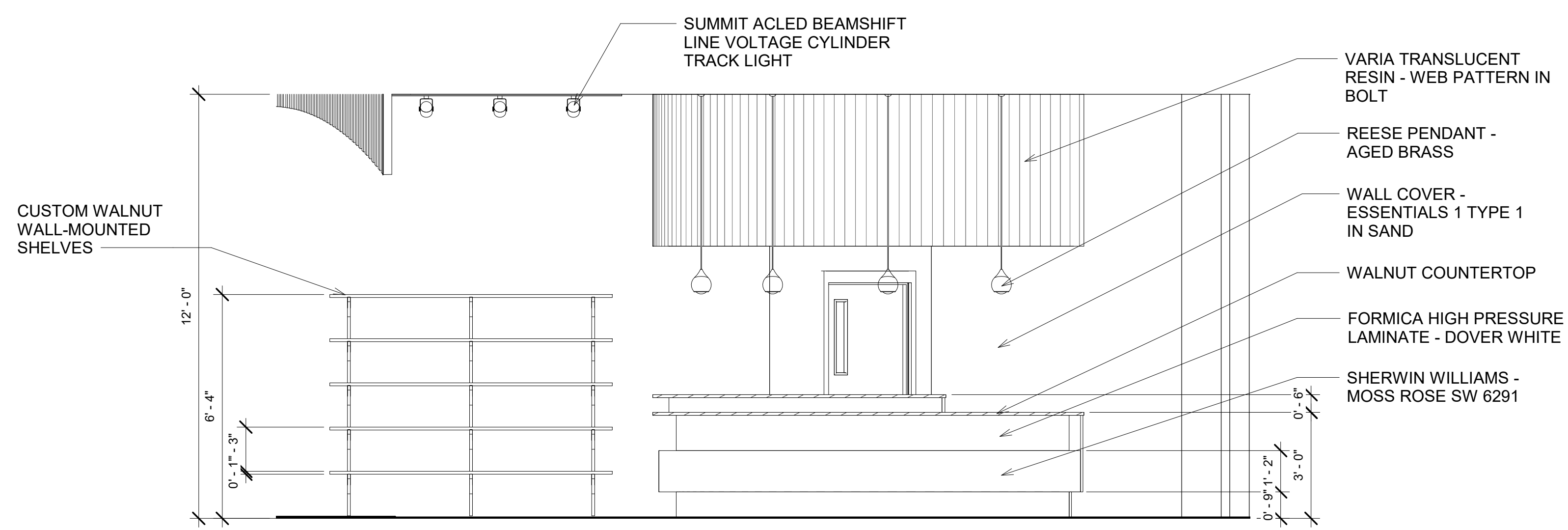
I201

02/27/21

02/27/21



① Elevation - Cafe Counter
3/8" = 1'-0"



② Elevation - Co-Op Counter
3/8" = 1'-0"



TIERNEY ORCUTT
DESIGNS

The Growing Center

3101 Wharf Street
Richmond, VA 23223

Revision Schedule

Revision Number	Revision Date	Revision Description

Checked by:

Rachael McGraw
Jessica Lewandowski
Manak Jain
Heather Maher
Heather Melvin
Thea Scott-Funding

Drawn By:

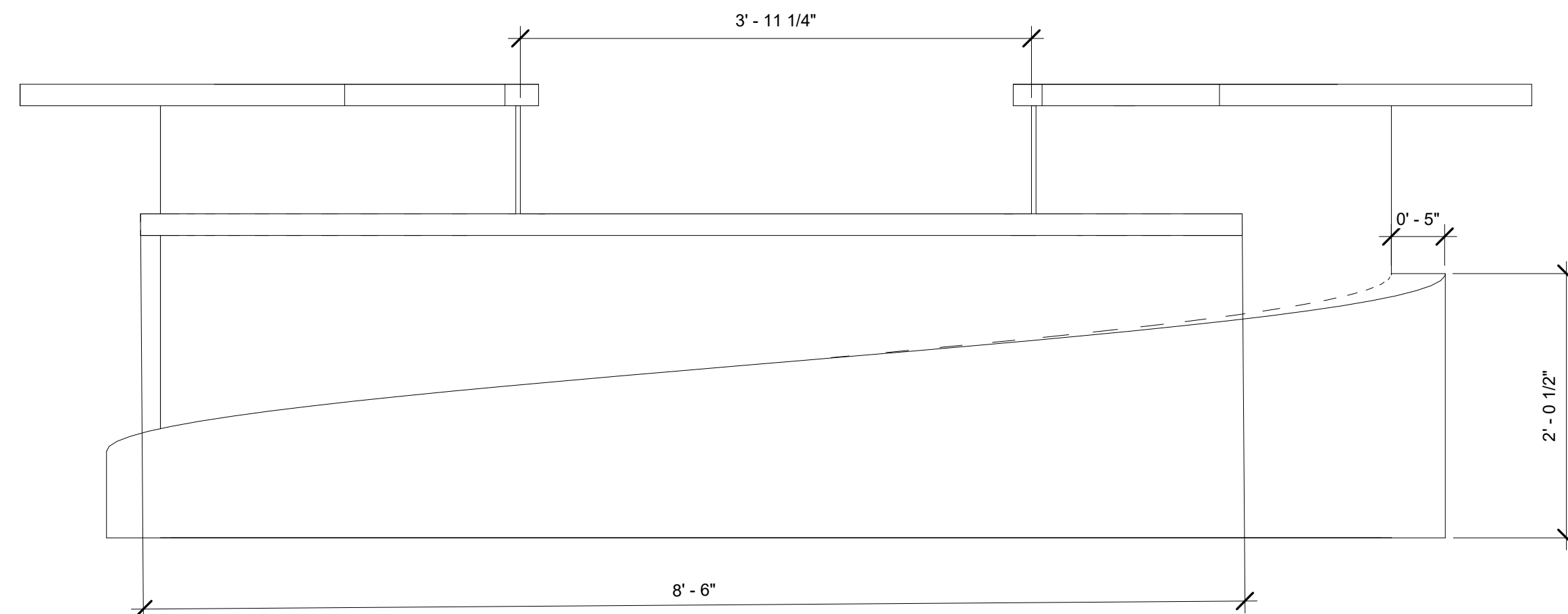
Tierney O. Femovich

Millwork - Reception Desk

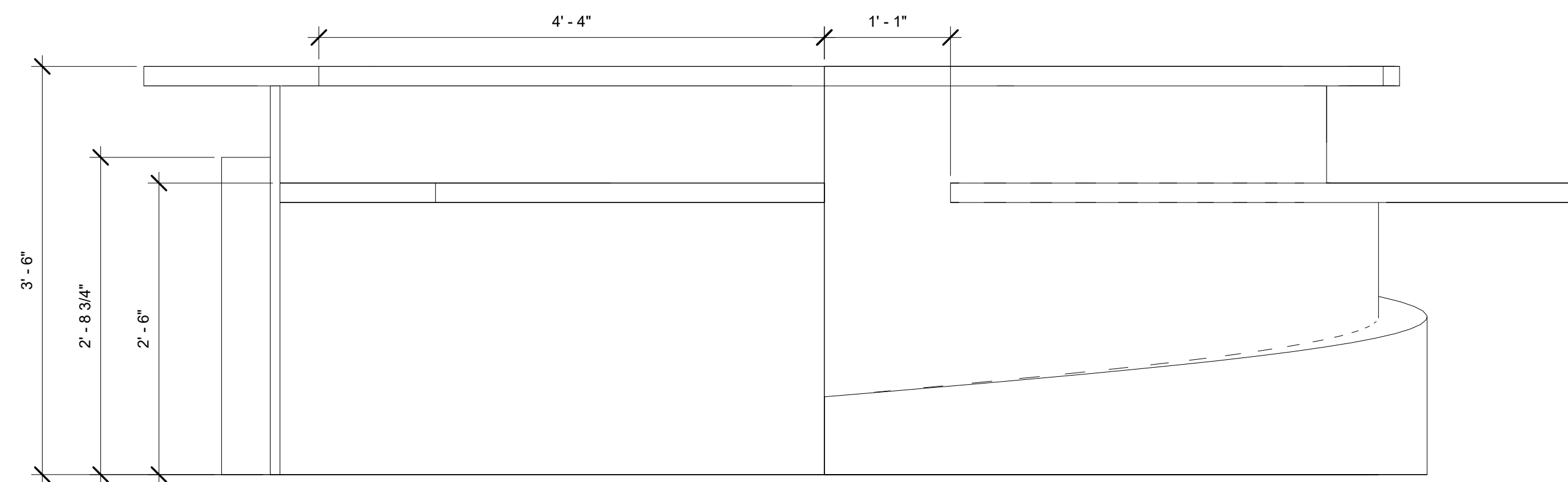
1300

02/27/21

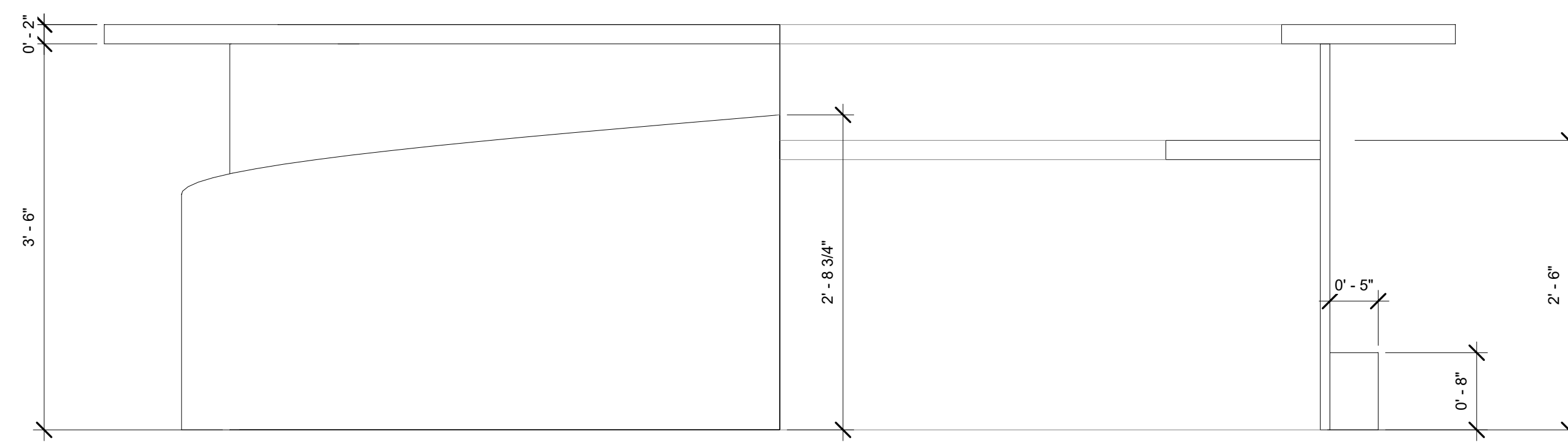
02/27/21



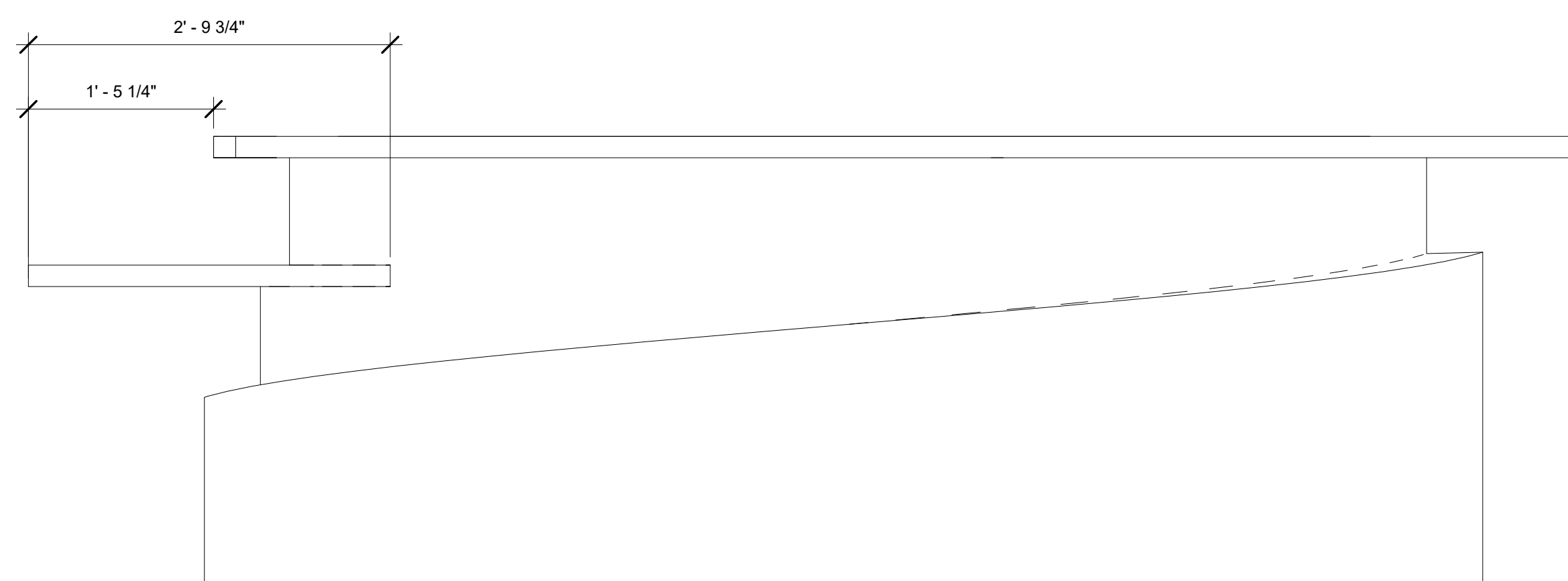
④ Millwork - Reception Desk - Front Elevation
1" = 1'-0"



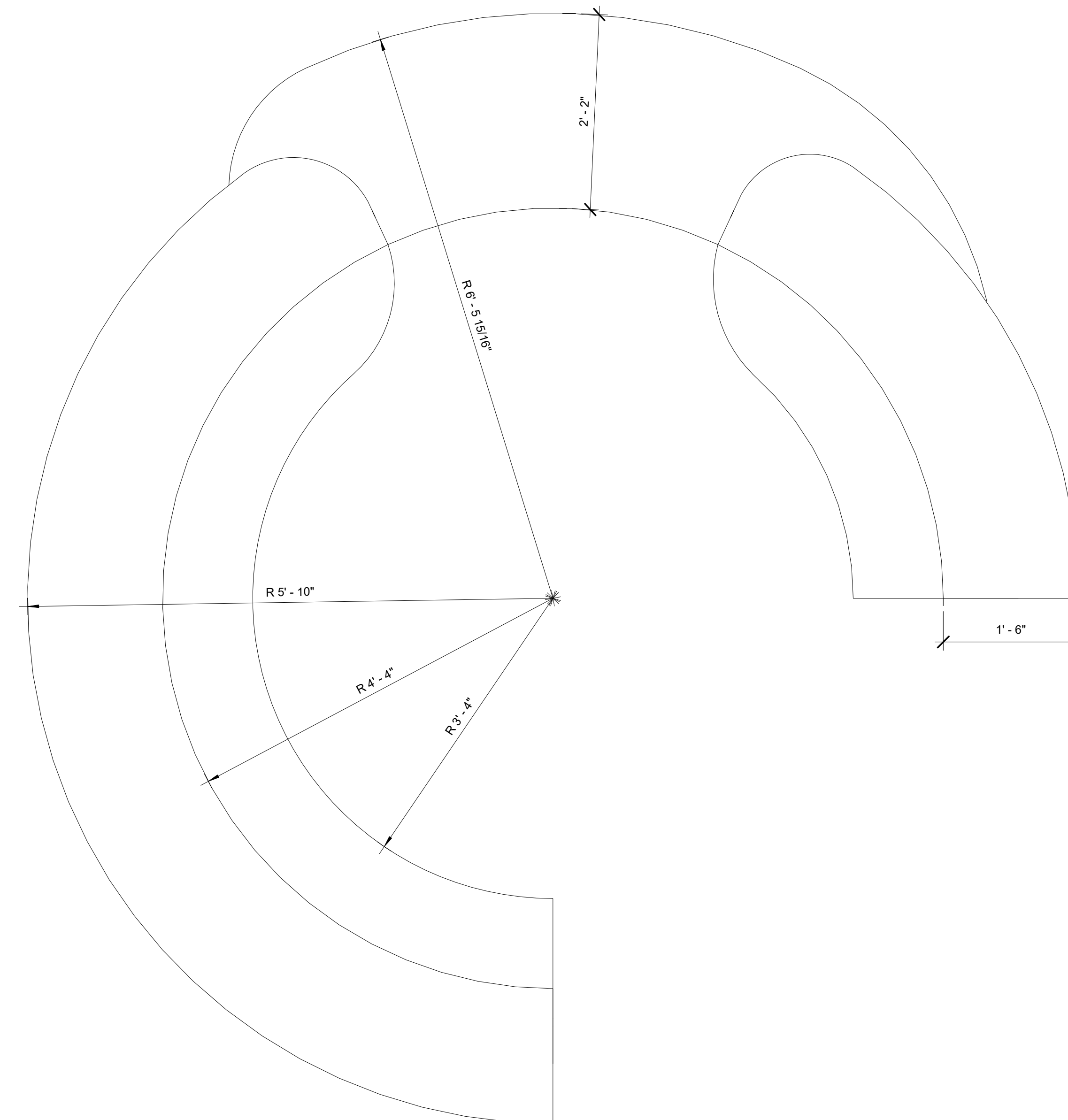

① Millwork - Reception Desk - Right Elevation
1" = 1'-0"



② Millwork - Reception Desk - Rear Elevation
1" = 1'-0"



③ Millwork - Reception Desk - Left Elevation
1" = 1'-0"



⑤ Millwork - Lobby Reception Desk - Plan
View
1" = 1'-0"



TIERNEY ORCUTT
DESIGNS

The Growing Center

3101 Wharf Street
Richmond, VA 23223

Revision Schedule

Revision Number	Revision Date	Revision Description

Checked by:

- Rachael McGraw
- Jessica Lewandowski
- Manak Jain
- Heather Maher
- Heather Melvin
- Thea Scott-Funding

Drawn By:

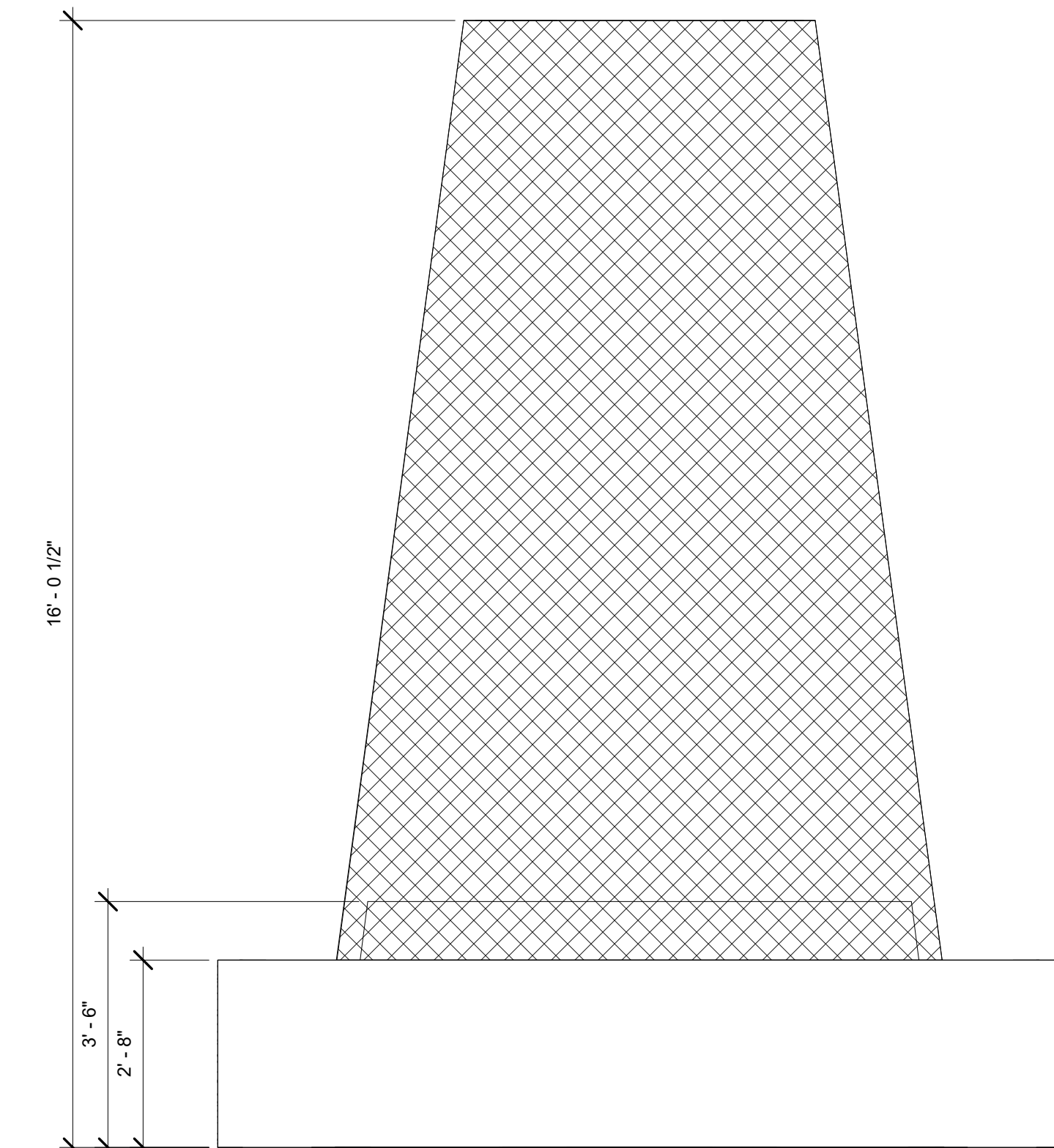
Tierney O. Femovich

Millwork - Cafe Trellis Booth Seat

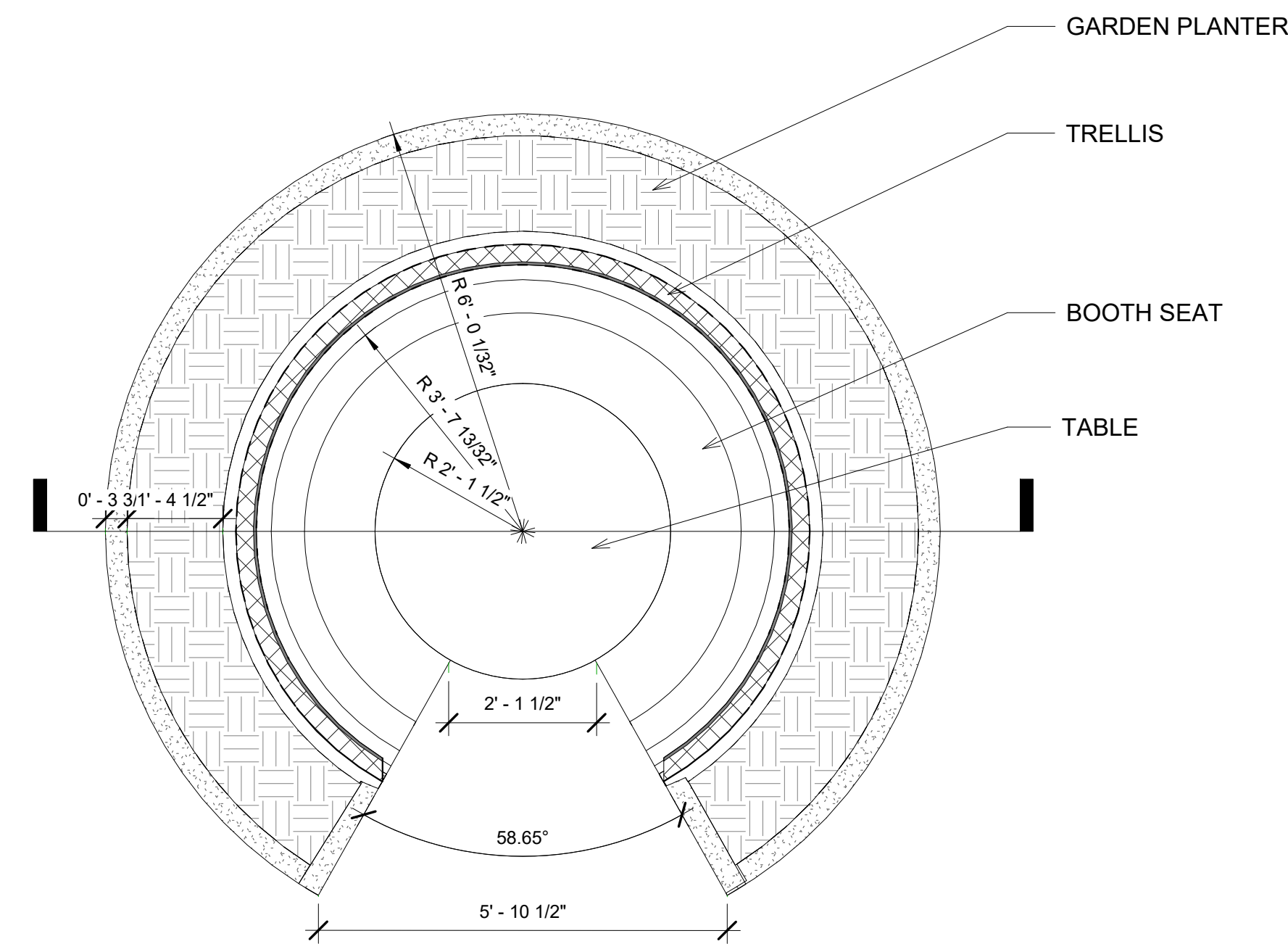
I301

02/26/21

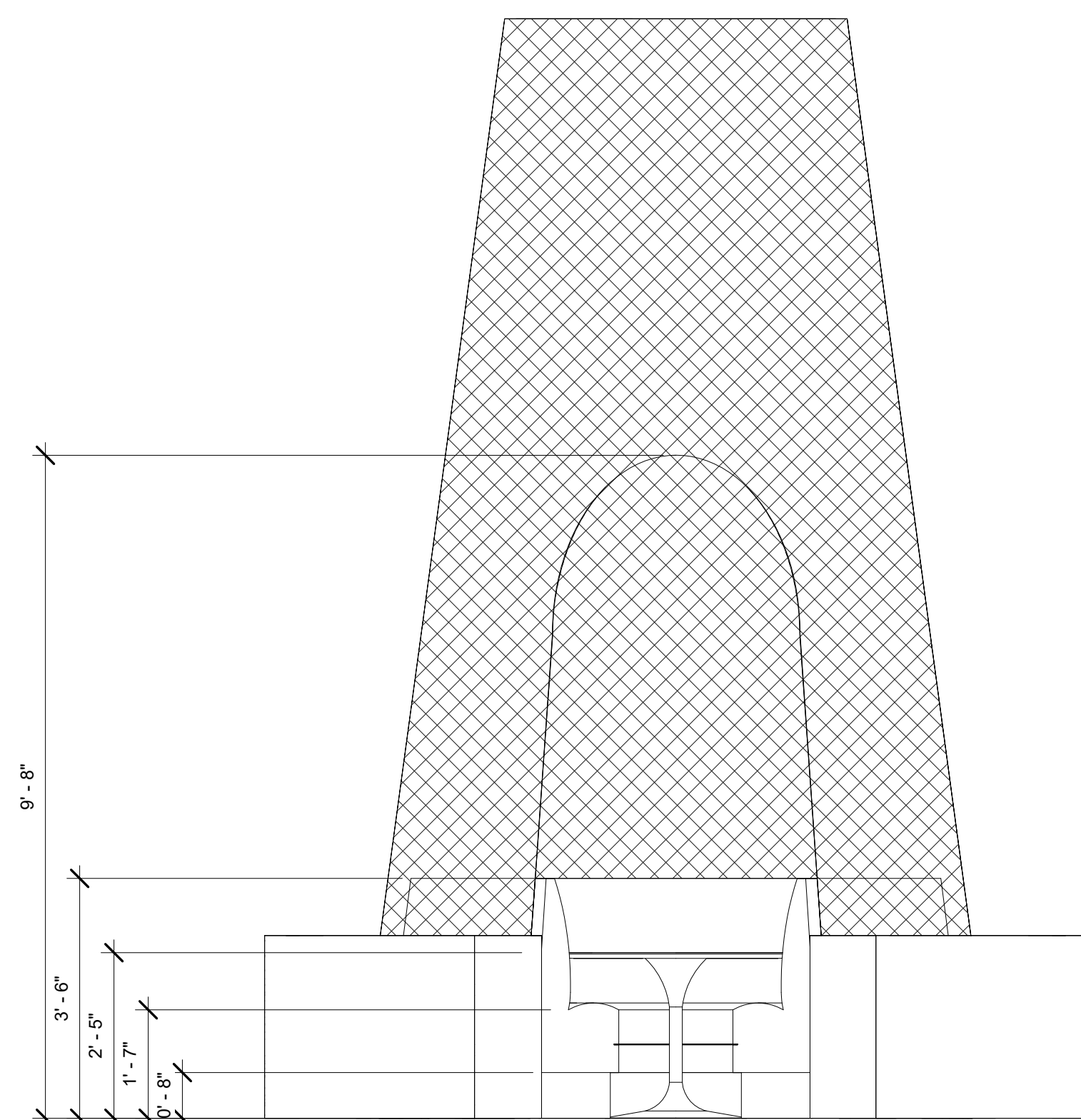
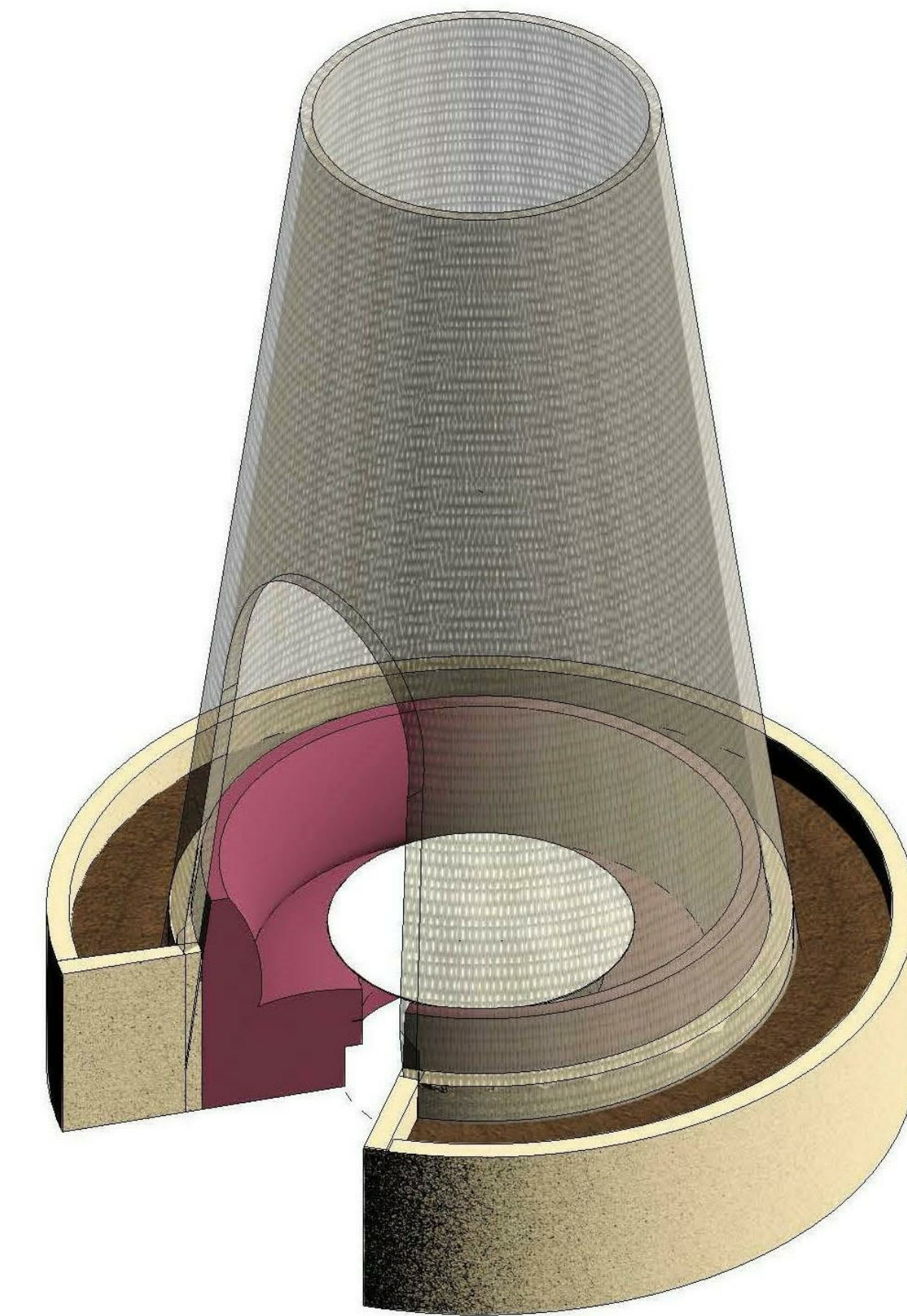
02/26/21



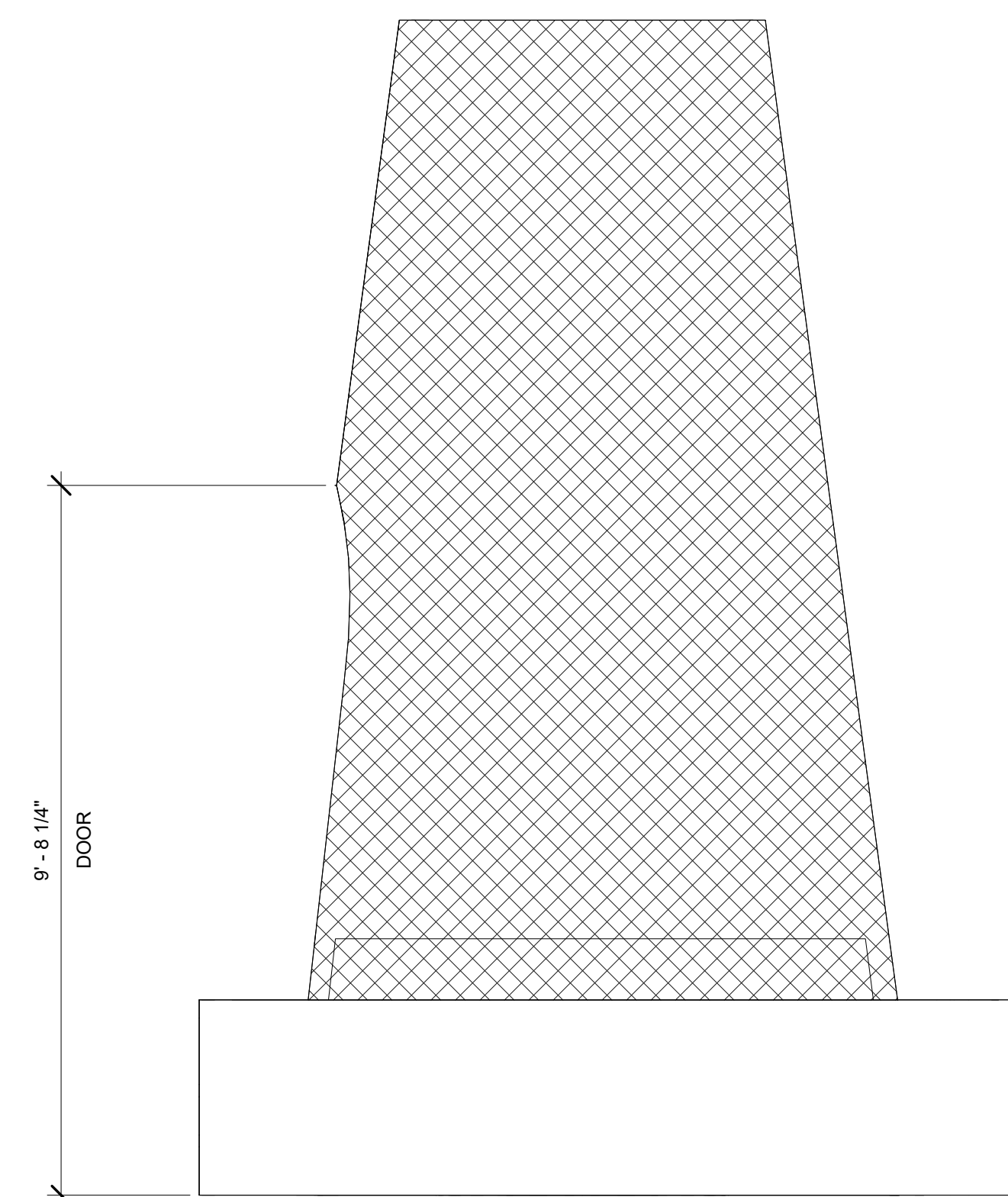
3 Millwork - Cafe Trellis Booth Seat - Rear
Elevation
1/2" = 1'-0"



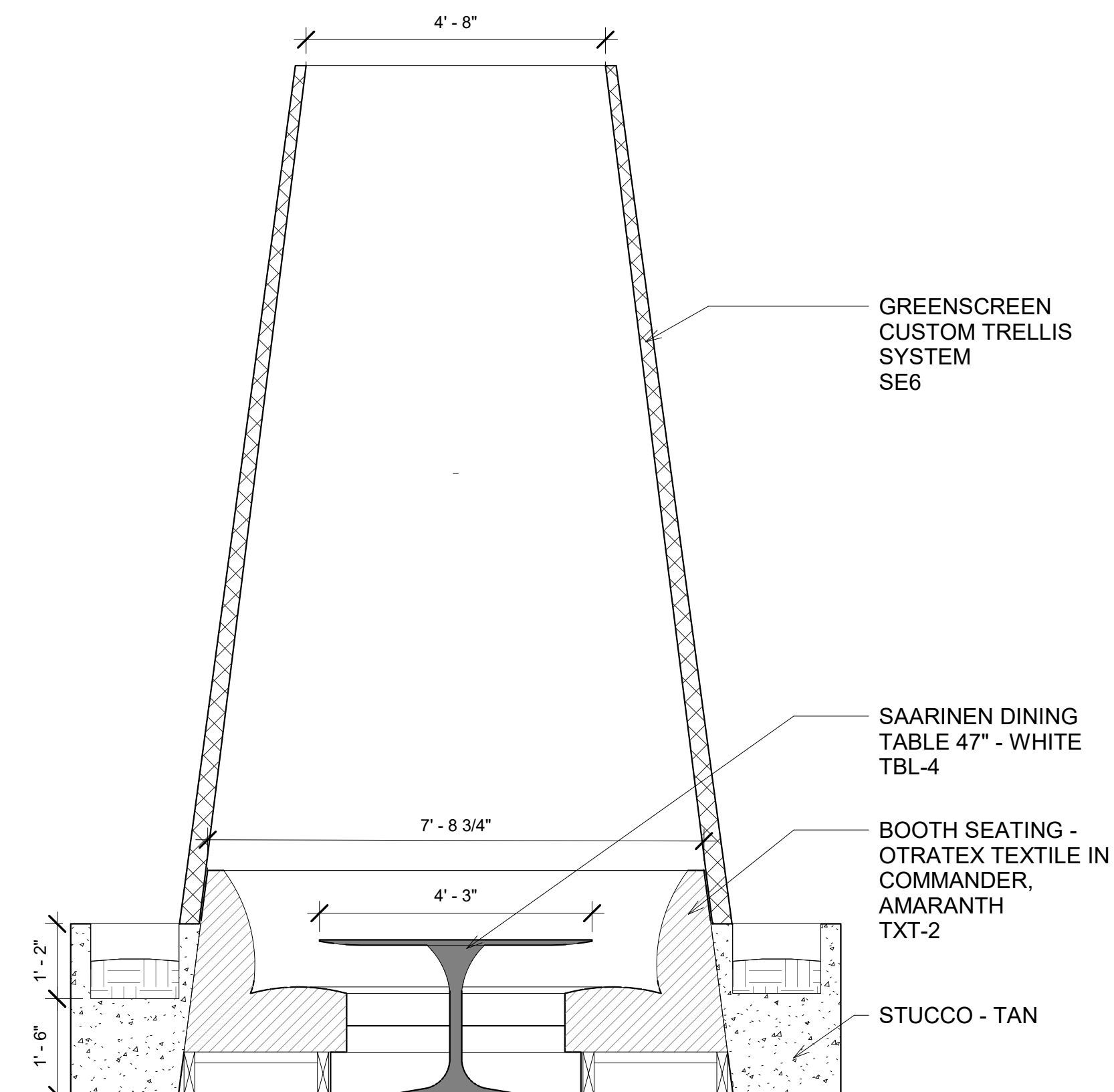
5 Millwork - Cafe Trellis Booth Seat - Plan
View
1/2" = 1'-0"



4 Millwork - Cafe Trellis Booth Seat - Front
Elevation
1/2" = 1'-0"



2 Millwork - Cafe Trellis Booth Seat - Right
Elevation
1/2" = 1'-0"



1 Millwork - Cafe Trellis Booth Seat - Section
1/2" = 1'-0"

GREENSCREEN
CUSTOM TRELLIS
SYSTEM
SE6

SAARINEN DINING
TABLE 47" - WHITE
TBL-4

BOOTH SEATING -
OTRATX TEXTILE IN
COMMANDER,
AMARANTH
TXT-2

STUCCO - TAN



TIERNEY ORCUTT
DESIGNS

The Growing Center

3101 Wharf Street
Richmond, VA 23223

Revision Schedule

Revision Number	Revision Date	Revision Description

Checked by:

Rachael McGraw
Jessica Lewandowski
Manak Jain
Heather Maher
Heather Melvin
Thea Scott-Fundling

Drawn By:

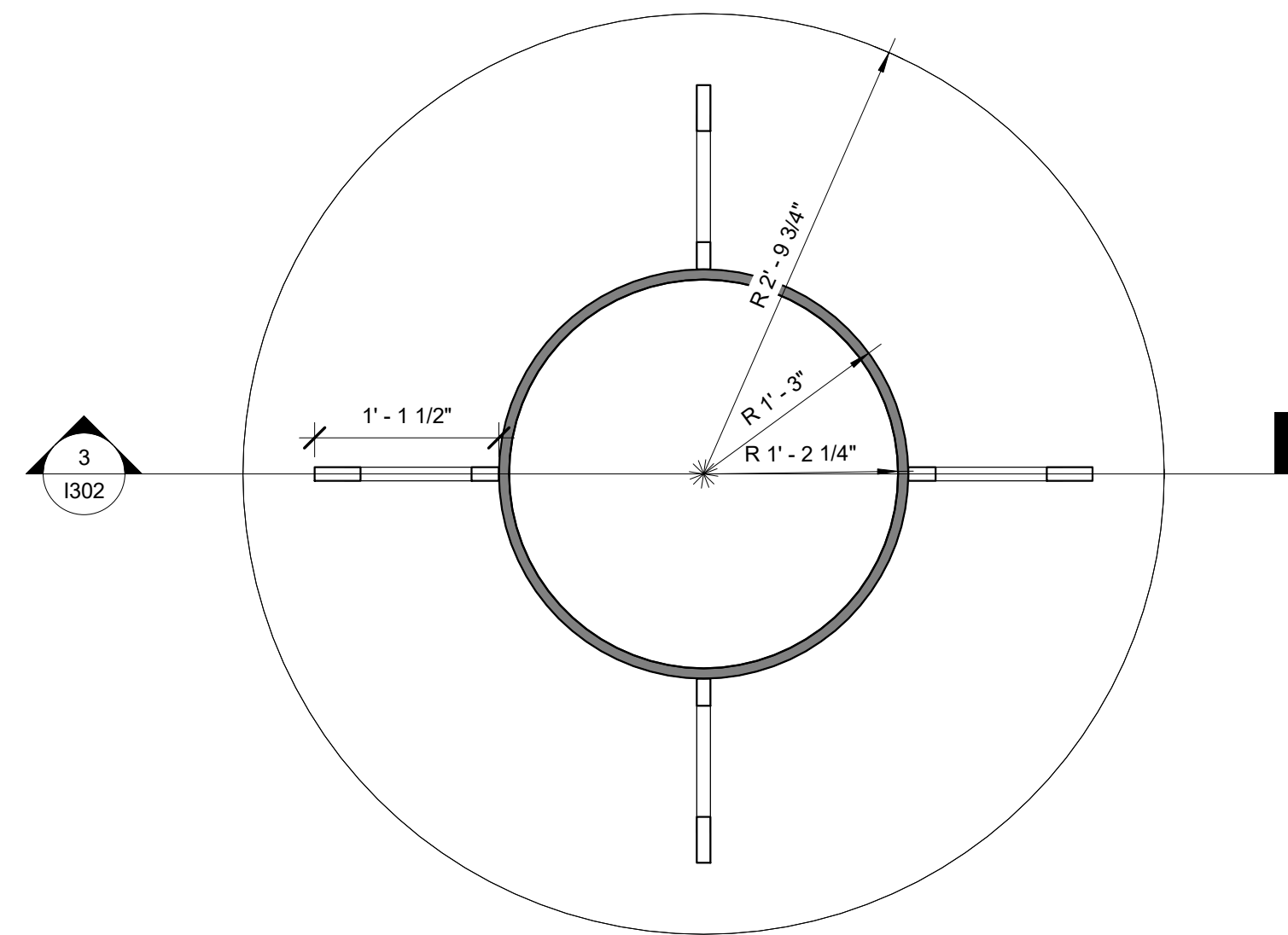
Tierney O. Femovich

Millwork - Co-Op Planter Shelving Display

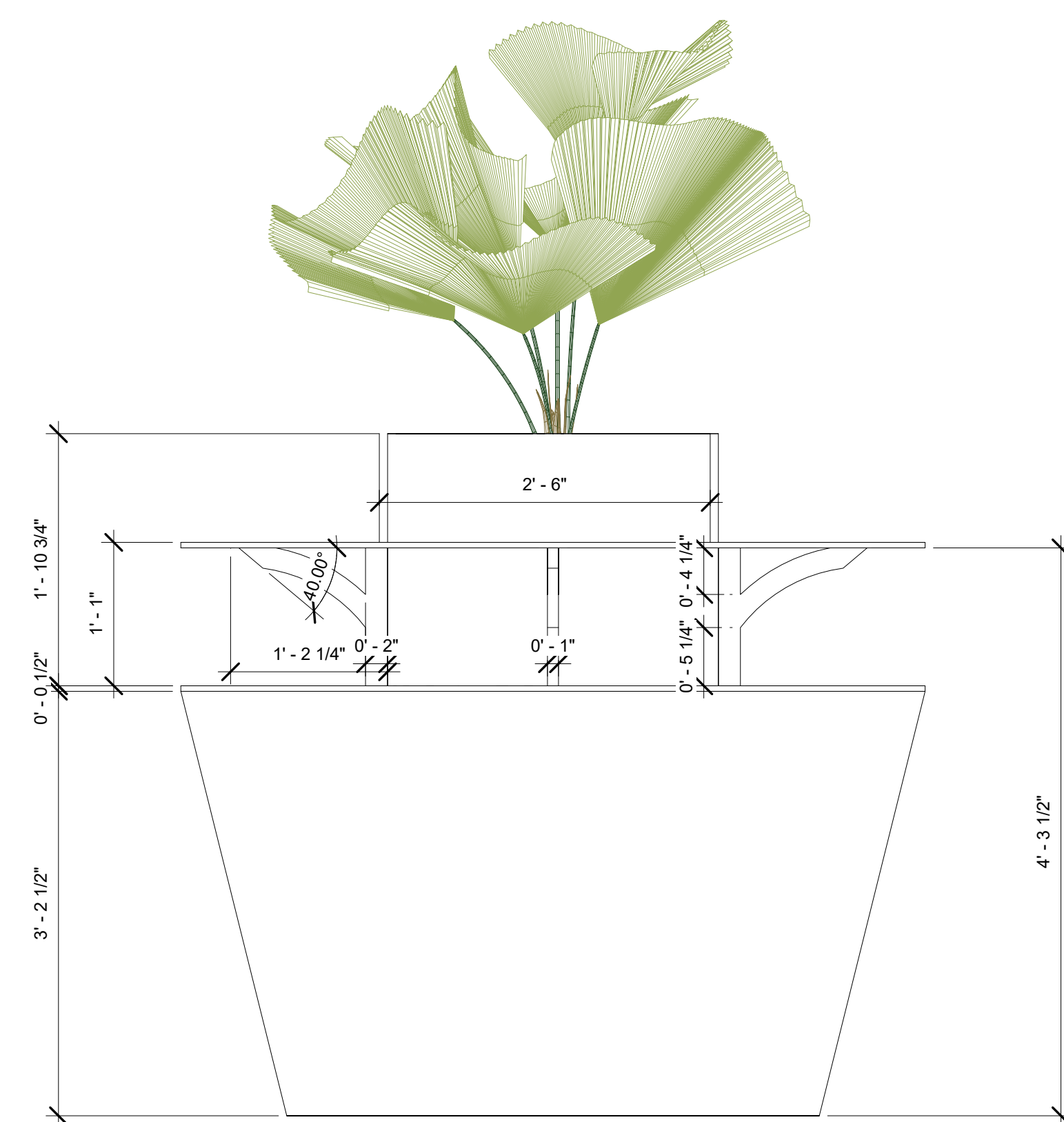
1302

02/26/21


02/26/21



1 Millwork - Co-Op Planter Shelving Display -
Plan View
1" = 1'-0"



2 Millwork - Co-Op Planter Shelving Display -
Front Elevation
1" = 1'-0"



3 Millwork - Co-Op Planter Shelving Display -
Section
1" = 1'-0"

Cachepot planter - sealed plastic

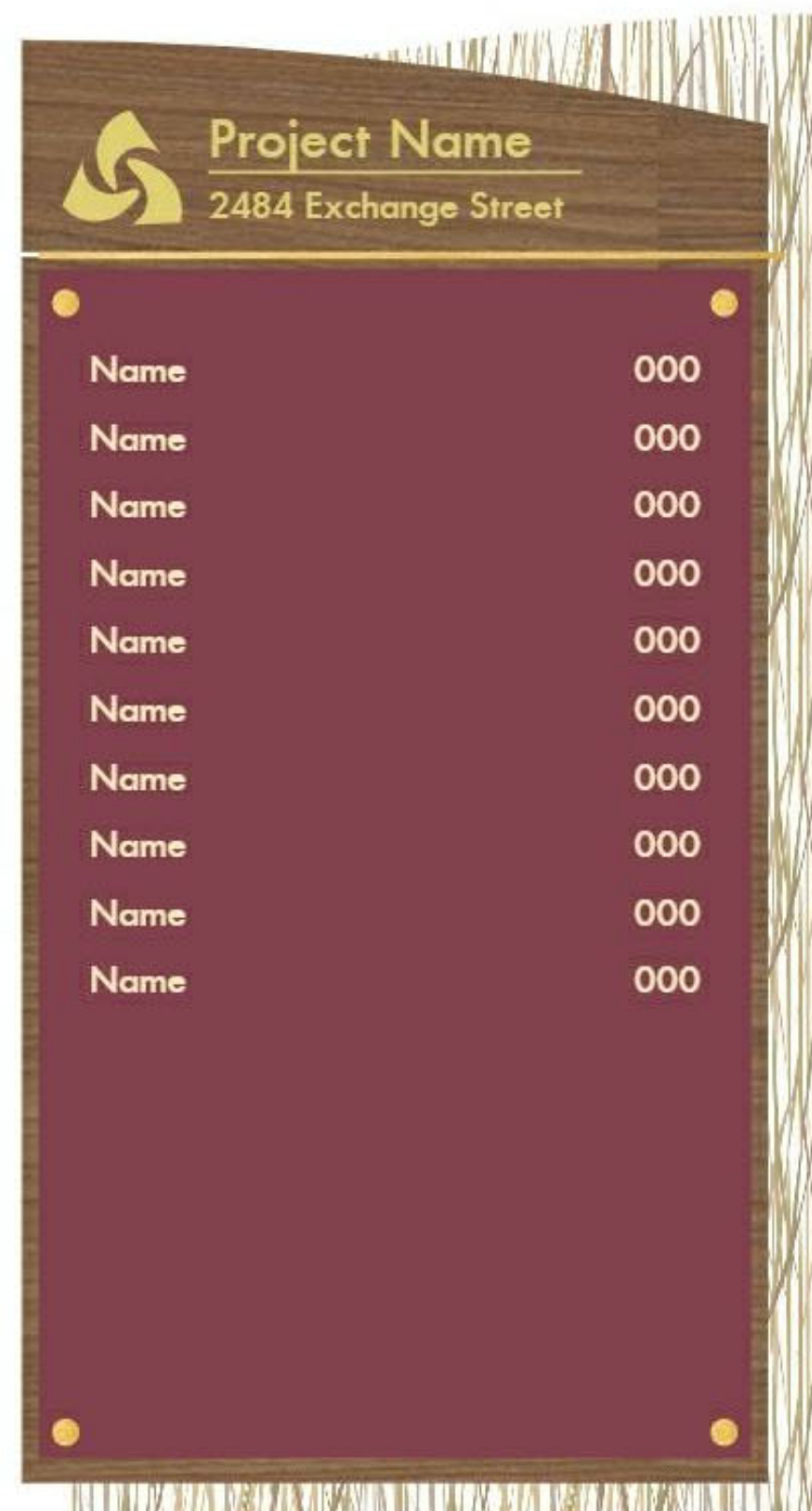
Interior nursery pot allows plants to be exchanged seasonally

Steel Shelf Support

Counter Top - Walnut

Formica - White Laminant LMN-1


Interior Structural Support



Fusion 22 A.6 (F22F-ABB-1)
23.5"w X 44.25"h




Fusion L (WS10301)
8.5"w X 3"h



Fusion C.3-1S (V711-3S)
44"w X 7"h



Fusion 22 B.3 (F22E-RA-D)
18.25"w X 29.5"h



Fusion 22 H (F22B-D1)
9.25"w X 7.5"h



Fusion 22 B (F22C-W1)
12"w X 22.75"h



Fusion 22 B.2 (F22B-N1)
9.25"w X 16.25"h



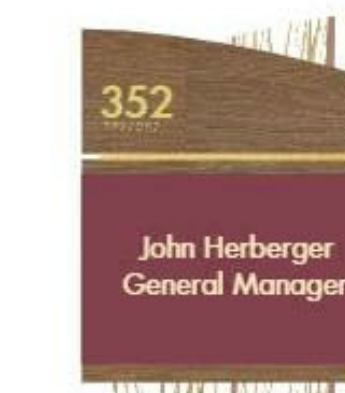
Fusion 22 M (F22D-BA-F)
15.25"w X 6.5"h



Fusion 22 J.2 (F22B-D2S)
9.25"w X 9.5"h



Fusion 22 F (F22A-BH)
5.5"w X 4"h



Fusion 22 I (F22B-G1)
9.25"w X 10.75"h



Fusion 22 G (F22B-BH)
9.25"w X 4.5"h



Fusion 22 G.2 (F22B1-BH)
9.25"w X 5.5"h



Fusion 22 E (F22BB3-BC)
9.25"w X 10.75"h



Fusion 22 E.2 (F22BB3-BC)
9.25"w X 10.75"h



Fusion 01 D (F01B-R1)
8.5"w X 17.5"h



N (CS14X15-T)
14"w X 15"h



TIERNEY ORCUTT
DESIGNS

The Growing Center

3101 Wharf Street
Richmond, VA 23223

Revision Schedule

Revision Number	Revision Date	Revision Description

Checked by:

Rachael McGraw
Jessica Lewandowski
Manak Jain
Heather Maher
Heather Melvin
Thea Scott-Fundling

Drawn By:

Tierney O. Femovich

Wayfinding Elements

1400

02/28/21